

# Finna Classroom report

Period: 2019-10-01 - 2020-07-31

## Table of contents

<b>Table of contents</b>	<b>1</b>
<b>Introduction</b>	<b>4</b>
<b>Startpage</b>	<b>4</b>
<b>Visitor statistics</b>	<b>6</b>
Devices	6
Returning Visitors	7
Days since last visit	8
Browsers	9
Browser trends	10
<b>Education packages</b>	<b>11</b>
Vanhat ammatit	13
Subpages	14
1900-luvun alun siirtolaisuus valtameren yli	15
Subpages	16
Entisaikojen leikit	17
Subpages	18
Esihistorian huippuesineitä Kansallismuseossa	19
Subpages	20
Suomalainen muotoilu	21
Subpages	22
Mainoskuvastoa	23
Subpages	24
Puolustusvoimien talvisodan valokuva-aineistoa	25
Subpages	26
Esihistorian mysteriesineitä Kansallismuseossa	27
Subpages	28
Suomi vanhoissa kartoissa	29
Subpages	30
Puolustusvoimien jatkosodan valokuva-aineistoa	31
Subpages	32
Kontio kuvakulttuurissamme	33
Subpages	34
Meri ja ihminen	35

Subpages	36
Sisällissota pääkaupunkiseudulla	37
Subpages	38
Kolttasaamelaiden historiaa	39
Subpages	40
Puolustusvoimien Lapin sodan valokuva-aineistoa	41
Subpages	41
Bernhard Åströmin elämää 1900-luvun alun Suomessa	43
Subpages	44
Suojeluskuntatoiminta Suomessa	45
Subpages	46
Työläisväestö ryhtyy sivistämään itseään	47
Subpages	48
Pienteollisuus Suomessa 1930-luvulta 1980-luvulle	49
Subpages	50
Sosialismin aatteen levitystyö ja vaalijulisteiden propaganda	51
Subpages	51
Työläiset mukaan vaikuttamaan Suomen asioihin	52
Subpages	52
Kuuntele suomenruotsalaisia murteita sekä puhekieltä	53
Subpages	54
<b>Package interactions</b>	<b>55</b>
Add list to Favorite	55
Image downloads	56
Feedback dialogue	56
<b>Traffic sources</b>	<b>57</b>
Entry pages	57
Traffic from external sources	58
Learning platforms (Are teachers using the packages?)	58
Moodle	58
Google classroom	58
Optima learning platform	58
What are Actions in Matomo?	58
Campaigns	59
<b>Recommendations for the future</b>	<b>60</b>
Buy premium plugins to Matomo	60
URL Structure	60
Tracking suggestions and examples	60



# Introduction

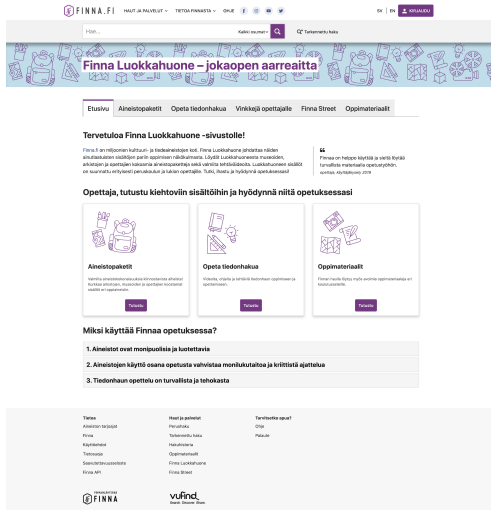
This report presents data for the service <https://finna.fi/Content/luokkahuone> during the period from 2019-10-01 to 2020-07-31

Due to limitations in how tracking has been configured in Matomo certain types of data is very time consuming to generate. Therefore the report also suggests some improvements that should be implemented in Matomo.

The key activity is to set up a proper url structure so that content in an educational package can be tracked more easily by simply looking at the url structure. In the current dataset used for this report, every individual page needs to be mapped to a package manually. This is almost impossible to do since content is also added, moved and removed over time.

I also strongly recommend to purchase the plugin called custom reports that will give users a better possibility to create ready made filters for specific groups of pages etc.

## Startpage



The startpage for Finna Classroom works as a navigation hub that helps users to reach the classroom content.

For the report period the amount of Unique pageviews (Number of unique browsers) was **15.656** and the page was viewed **33931** times. Out of Unique pageviews 10.513 (or 67%) started their visit on the startpage of Finna Classroom. This means that most users found this resource from another source.

The avg generation time was 0.19 seconds which is a very good number from a Usability perspective.

PAGE URL	PAGEVIEWS	UNIQUE PAGEVIEWS	BOUNCE RATE	AVG. TIME ON PAGE	EXIT RATE	AVG. GENERATION TIME
<a href="https://finna.fi/Content/luokkahuone">/Content/luokkahuone</a>	28,676	15,658	47%	00:00:47	51%	0,19s

[Link to the data](#)

## Entry pages






ENTRY PAGE URL	▼ ENTRANCES	BOUNCES	BOUNCE RATE
<a href="#">/Content/luokkahuone</a>	10,513	4,898	47%

[Link to the data](#)






# Visitor statistics

This statistic is based on the users that visited on /Content/luokkahuone

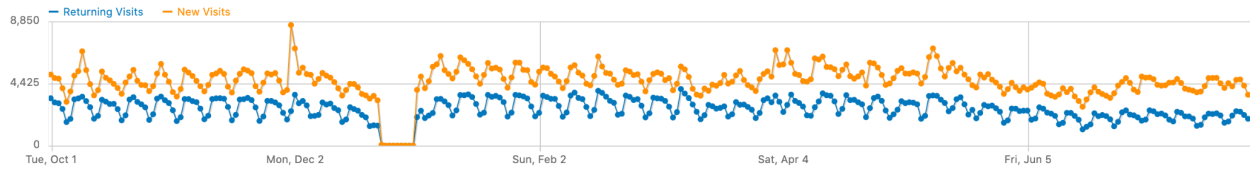
## Devices

Device type						
TYPE		▼ VISITS	ACTIONS	ACTIONS PER VISIT	AVG. TIME ON WEBSITE	BOUNCE RATE
 Desktop		58.6% 9,180	257,760	28.1	16 min 26s	23%
 Smartphone		33.7% 5,271	30,750	5.8	3 min 15s	45%
 Tablet		6.9% 1,076	14,308	13.3	7 min 32s	32%
 Phablet		0.7% 116	448	3.9	1 min 49s	43%
Unknown		0.1% 10	36	3.6	2 min 58s	60%
 Tv		0% 2	55	27.5	10 min 0s	0%
<b>Totals</b>		<b>15,655</b>	<b>303,357</b>	<b>19.4</b>	<b>11 min 16s</b>	<b>31%</b>

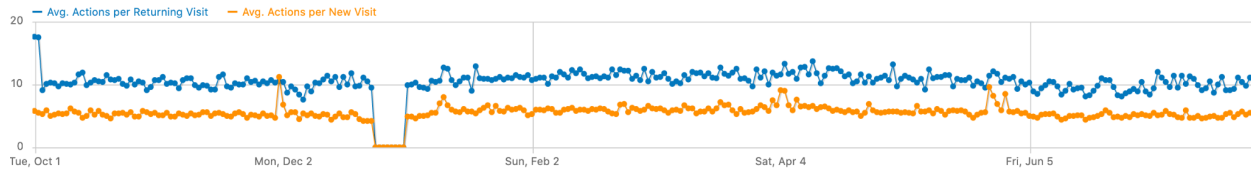
## Trend

Device type						
TYPE		▼ VISITS	ACTIONS	ACTIONS PER VISIT	AVG. TIME ON WEBSITE	BOUNCE RATE
1.  Desktop						
	March 1 – July 31, 20...	64.6% (-41.5%) 3,388	63,999	18.9	16 min 14s	25%
	October 1, 2019 – Fe...	55.7% 5,792	193,761	33.5	16 min 33s	22%
2.  Smartphone						
	March 1 – July 31, 20...	28.8% (-59.9%) 1,509	12,589	8.3	4 min 20s	40%
	October 1, 2019 – Fe...	36.1% 3,762	18,161	4.8	2 min 49s	47%
3.  Tablet						
	March 1 – July 31, 20...	6.3% (-56%) 329	4,664	14.2	7 min 16s	31%
	October 1, 2019 – Fe...	7.2% 747	9,644	12.9	7 min 39s	33%
4.  Phablet						
	March 1 – July 31, 20...	0.4% (-77.9%) 21	73	3.5	1 min 11s	33%
	October 1, 2019 – Fe...	0.9% 95	375	3.9	1 min 58s	45%
5.  Tv						
	March 1 – July 31, 20...	0% (+0%) 1	21	21	9 min 25s	0%
	October 1, 2019 – Fe...	0% 1	34	34	10 min 34s	0%
<b>Totals</b>		<b>5,248</b>	<b>81,346</b>	<b>15.5</b>	<b>12 min 11s</b>	<b>30%</b>

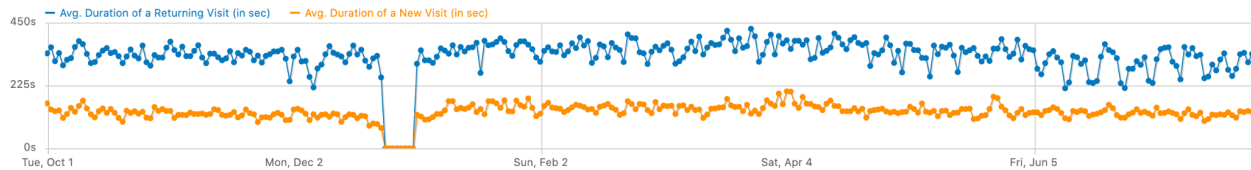
# Returning Visitors



The ratio between new and returning visitors seems to be pretty stable over time for the period.



However the avg amount of actions is a lot higher for returning visitors. returning visitors  $\approx 10$   
new visitors  $\approx 5$



The average visit duration is also a lot higher for returning visitors (5 min 44sek) than for new visitors (2 min 15 sek).

VISIT NUMBER ▲	VISITS	% VISITS
1 visit	1,406,407	64%
2 visits	270,473	12%
3 visits	112,718	5%
4 visits	63,645	3%
5 visits	41,867	2%
6 visits	30,194	1%
7 visits	23,130	1%
8 visits	18,542	1%
9-14 visits	64,758	3%
15-25 visits	50,896	2%
26-50 visits	45,410	2%
51-100 visits	31,179	1%
101-200 visits	18,522	1%
201+ visits	15,480	1%
<b>Totals</b>	<b>2,193,221</b>	<b>100%</b>

Looking at the **number of visits** for different users tells us that 64% only visited once. 12 % twice etc.

## Days since last visit

DAYS SINCE LAST VISIT ▲	VISITS
New visits	64% 1,404,414
0 days	35.9% 787,509
1 day	0% 759
2 days	0% 163
3 days	0% 75
4 days	0% 62
5 days	0% 41
6 days	0% 36
7 days	0% 27
8-14 days	0% 57
15-30 days	0% 35
31-60 days	0% 15
61-120 days	0% 5
121-364 days	0% 17
365+ days	0% 6
<b>Totals</b>	<b>2,193,221</b>

Looking into **days since last** visit tells us that visitors Visits per number of pages

## Visit duration - pages

VISIT DURATION ▲	VISITS
1 page	19.5% 427,494
2 pages	38.5% 844,566
3 pages	6.4% 140,360
4 pages	7% 152,925
5 pages	3.7% 81,715
6-7 pages	6.1% 133,570
8-10 pages	5.1% 111,485
11-14 pages	3.8% 82,569
15-20 pages	3.1% 68,739
21+ pages	6.8% 149,798









This one is pretty interesting. There are 149.000 visits (7% of total ) with more than 21 pageviews.

Quite a few sessions really engage on the site. The number is pretty high so this can not only be internal visitors.



# Browsers

## Browsers

BROWSER	▼ VISITS	ACTIONS	ACTIONS PER VISIT	AVG. TIME ON WEBSITE	BOUNCE RATE	CONVERSION RATE
 Chrome	33.1% 5,179	141,393	27.3	10 min 7s	23%	0%
 Mobile Safari	15.1% 2,358	15,384	6.5	3 min 46s	44%	0%
 Firefox	13.7% 2,145	32,242	15	12 min 2s	19%	0%
 Chrome Mobile	12.8% 2,004	14,891	7.4	4 min 14s	43%	0%
Unknown	8.2% 1,281	5,003	3.9	1 min 43s	48%	0%
 Safari	4.9% 768	10,507	13.7	8 min 21s	27%	0%
 Internet Explorer	4.2% 658	69,903	106.2	1 hours 36 min	21%	0%
 Microsoft Edge	3.7% 576	6,818	11.8	7 min 0s	32%	0%
 Samsung Browser	2.1% 335	3,039	9.1	5 min 22s	38%	0%
 Chrome Mobile i...	0.9% 147	1,838	12.5	6 min 3s	34%	0%
<b>Totals</b>	<b>15,655</b>	<b>303,357</b>	<b>19.4</b>	<b>11 min 16s</b>	<b>31%</b>	<b>0%</b>

# Browser trends

## Browsers

BROWSER	+ VISITS	ACTIONS	ACTIONS PER VISIT	AVG. TIME ON WEBSITE	BOUNCE RATE	CONVERSION RATE
<b>1. Chrome</b>						
March 1 – July 31, 2020	40% (-32%) 2,097	30,492	14.5	9 min 50s	25%	0%
October 1, 2019 – February 29, 2020	29.6% 3,082	110,901	36	10 min 18s	22%	0%
<b>2. Firefox</b>						
March 1 – July 31, 2020	13.1% (-52.6%) 690	9,015	13.1	9 min 41s	21%	0%
October 1, 2019 – February 29, 2020	14% 1,455	23,227	16	13 min 9s	19%	0%
<b>3. Chrome Mobile</b>						
March 1 – July 31, 2020	12.2% (-53.3%) 638	6,912	10.8	5 min 35s	33%	0%
October 1, 2019 – February 29, 2020	13.1% 1,366	7,979	5.8	3 min 36s	48%	0%
<b>4. Mobile Safari</b>						
March 1 – July 31, 2020	11.2% (-66.6%) 590	4,003	6.8	3 min 18s	42%	0%
October 1, 2019 – February 29, 2020	17% 1,768	11,381	6.4	3 min 55s	44%	0%
<b>5. Safari</b>						
March 1 – July 31, 2020	5.9% (-31.9%) 311	3,374	10.8	7 min 39s	30%	0%
October 1, 2019 – February 29, 2020	4.4% 457	7,133	15.6	8 min 49s	25%	0%
<b>6. Unknown</b>						
March 1 – July 31, 2020	5.6% (-69.9%) 296	1,241	4.2	1 min 40s	58%	0%
October 1, 2019 – February 29, 2020	9.5% 985	3,762	3.8	1 min 44s	45%	0%
<b>7. Microsoft Edge</b>						
March 1 – July 31, 2020	4% (-43.1%) 209	2,574	12.3	7 min 29s	31%	0%
October 1, 2019 – February 29, 2020	3.5% 367	4,244	11.6	6 min 43s	33%	0%
<b>8. Internet Explorer</b>						
March 1 – July 31, 2020	2.6% (-73.2%) 139	20,406	146.8	2 hours 56 min	24%	0%
October 1, 2019 – February 29, 2020	5% 519	49,497	95.4	1 hours 15 min	20%	0%
<b>9. Samsung Browser</b>						
March 1 – July 31, 2020	2.6% (-31.7%) 136	1,348	9.9	6 min 0s	29%	0%
October 1, 2019 – February 29, 2020	1.9% 199	1,691	8.5	4 min 57s	44%	0%
<b>10. Chrome Mobile iOS</b>						
March 1 – July 31, 2020	1% (-46.9%) 51	670	13.1	7 min 9s	29%	0%
October 1, 2019 – February 29, 2020	0.9% 96	1,168	12.2	5 min 28s	36%	0%
<b>Totals</b>	<b>5,248</b>	<b>81,346</b>	<b>15.5</b>	<b>12 min 11s</b>	<b>30%</b>	<b>0%</b>

# Education packages

A general overview of the packages start pages

Path	Page Title	Unique Pageviews	Pageviews	Avg. time on page	Avg. generation time
/Content/vanhat-ammattit	Vanhat ammatit	2647	3769	0:01:09	1.08s
/Content/siirtolaisuus-valtameren-yli	1900-luvun alun siirtolaisuus valtamerten yli	2056	3097	0:01:04	1.01s
/Content/entisaikojen-leikit	Entisaikojen leikit	1887	2327	0:00:42	0.45s
/Content/esihistorian-huippuesineet	Esihistorian huippuesineitä Kansallismuseossa	1598	2412	0:01:10	0.37s
/Content/suomalainen-muotoilu	Suomalainen muotoilu	1495	1974	0:01:15	1s
<b>/Content/mainoskuvasto</b>	Mainoskuvastoa	1339	1896	0:01:19	0.79s
/Content/talvisota	Puolustusvoimien talvisodan valokuva-aineistoa	1106	1616	0:01:15	0.82s
/Content/esihistorian-mysteeriesineet	Esihistorian mysteeriesineitä Kansallismuseossa	997	1282	0:01:12	0.36s
/Content/suomi-vanhoissa-kartoissa	Suomi vanhoissa kartoissa	941	1240	0:00:55	0.36s
/Content/jatkosota	Puolustusvoimien jatkosodan valokuva-aineistoa	898	1335	0:01:40	1.19s
/Content/kontio	Kontio kuvakulttuurissamme	890	1206	0:01:11	0.83s
/Content/meri-ihminen	Meri ja ihminen	754	966	0:01:24	1.23s
/Content/sisallissota-paakaupunkiseudulla	Sisällissota pääkaupunkiseudulla	661	903	0:01:56	0.94s
/Content/kolttsaamelaisten-historiaa	Kolttsaamelaisten historiaa	600	775	0:01:22	1.01s
/Content/lapin-sota	Puolustusvoimien Lapin sodan valokuva-aineistoa	516	774	0:00:45	0.72s
/Content/bernhard-astrom	Bernhard Åströmin elämää 1900-luvun alun Suomessa	415	531	0:01:23	0.46s
/Content/suojeluskuntatoiminta-suomessa	Suojeluskuntatoiminta Suomessa	359	457	0:01:07	0.4s
/Content/tyolaisvaesto	Työläisväestö ryhtyy	333	377	0:00:25	0.31s

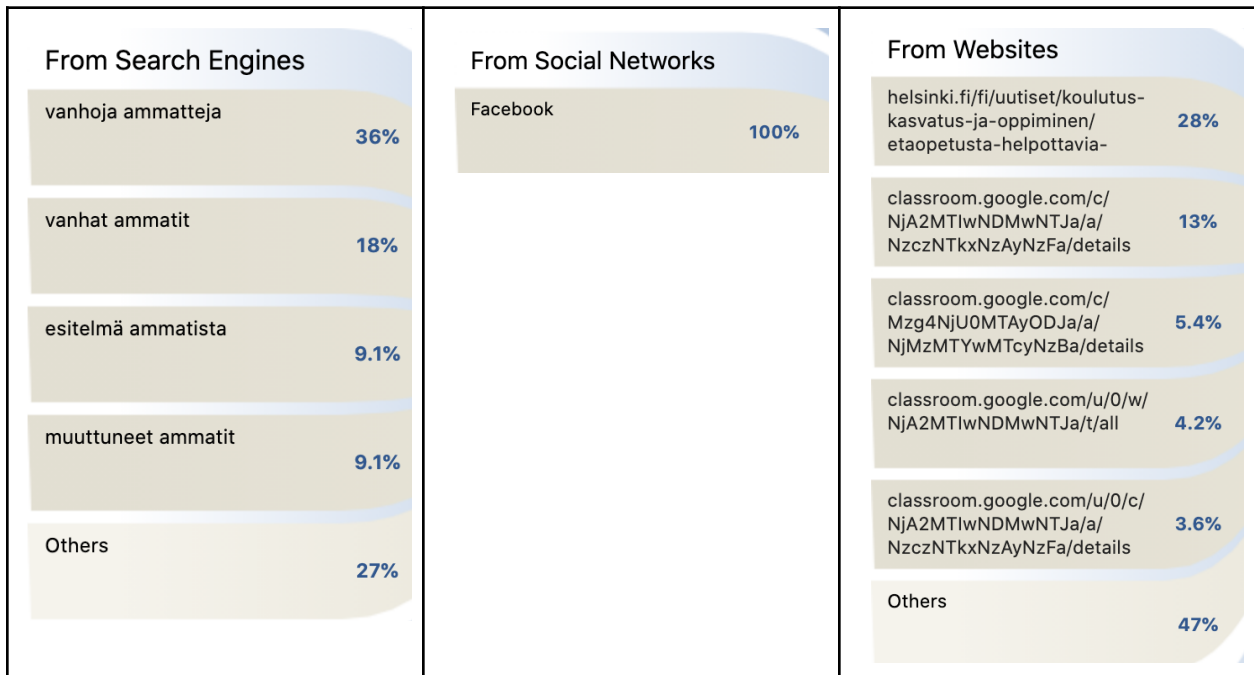
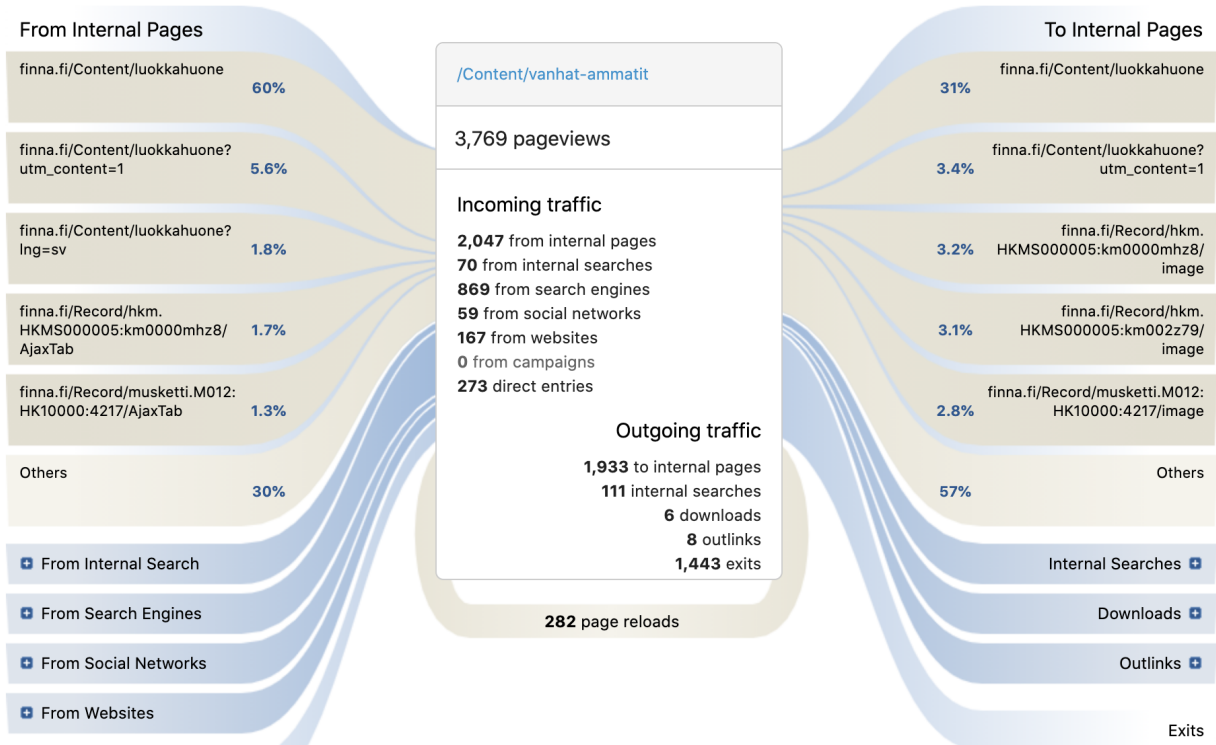
	sivistämään itseään				
/Content/pienteollisuus-suomessa	Pienteollisuus Suomessa 1930-luvulta 1980-luvulle	312	351	0:01:01	0.67s
/Content/sosialismi	Sosialismin aatteen levitystyö ja vaalijulisteiden propaganda	290	346	0:00:51	0.29s
/Content/tyolaiset	Työläiset mukaan vaikuttamaan Suomen asioihin	265	342	0:00:41	0.36s
<b>/Content/kuuntele-suomenruotsia</b>	Kuuntele suomenruotsalaisia murteita sekä puhekieltä	261	381	0:01:24	0.55s

### A link to the data for this report

<https://finna-matomo-1.csc.fi/index.php?module=CoreHome&action=index&idSite=1&period=day&date=today#?idSite=1&period=range&date=2019-10-01,2020-07-31&segment=&category=General Actions&subcategory=General Pages>

# Vanhat ammatit

/Content/vanhat-ammatit



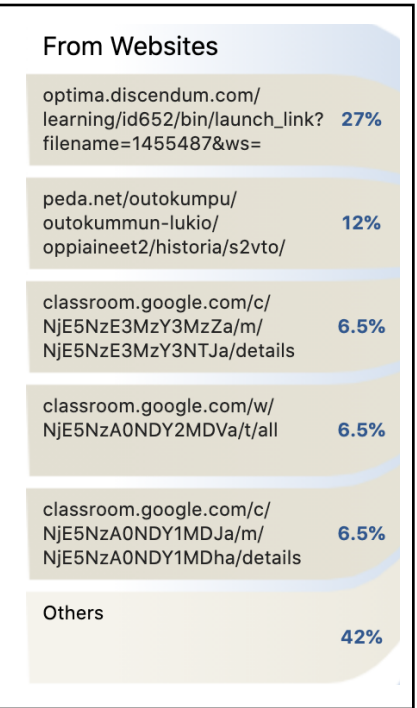
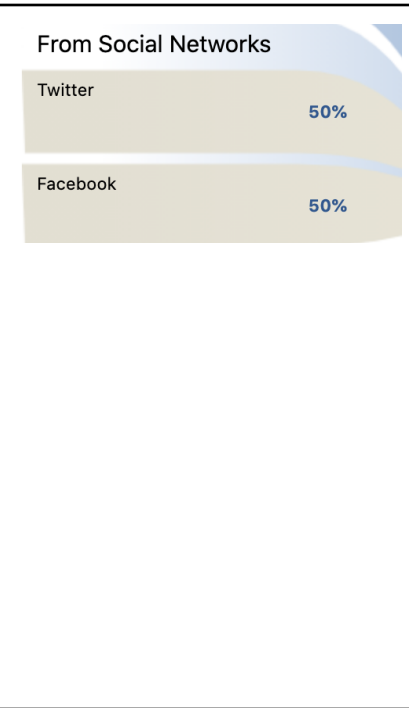
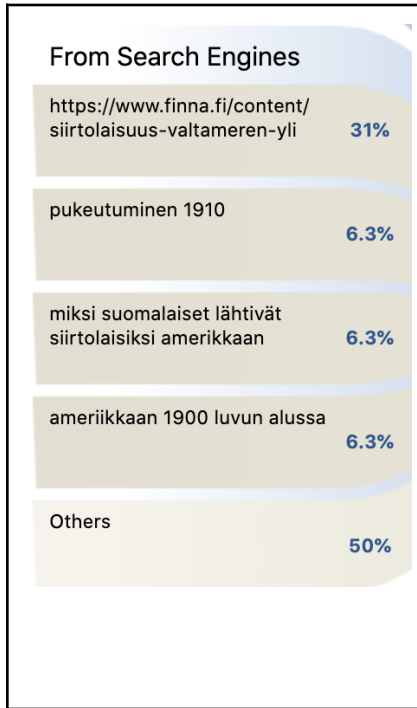
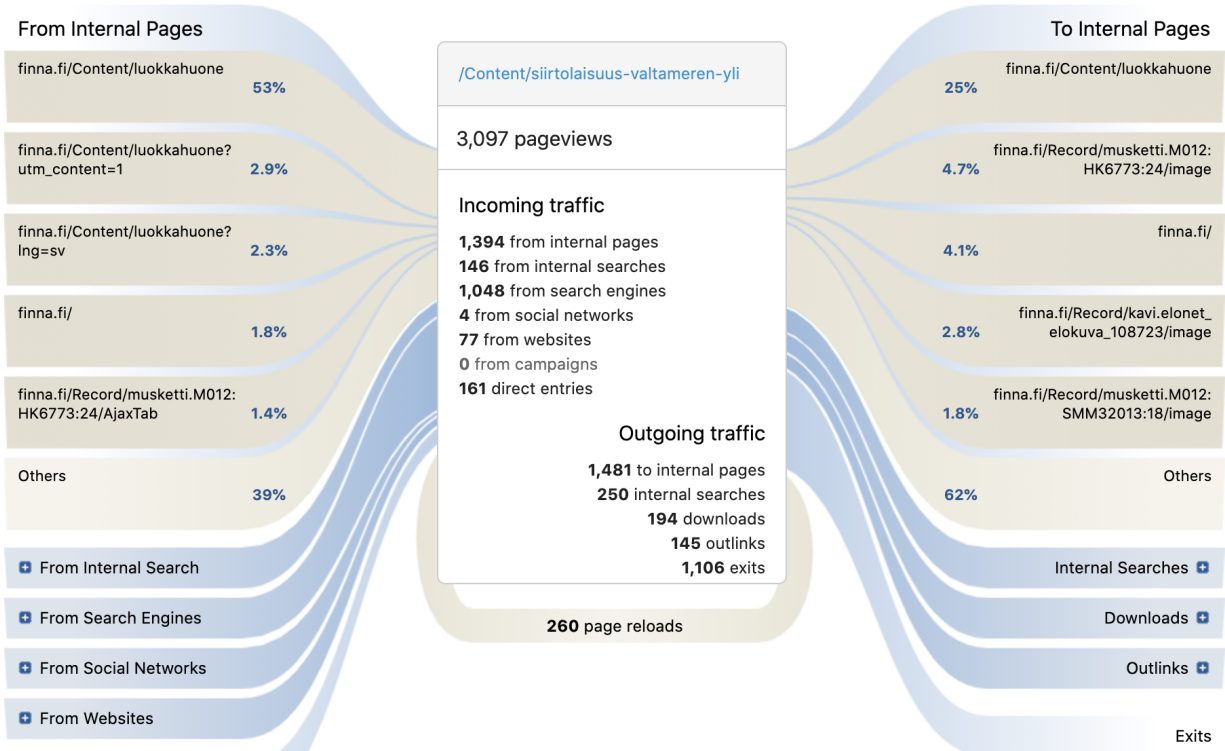
## Subpages

We could also find 7257 pageviews in total for the section (since subpages are reported with the same page title as the start page. This means we have at least 3488 visits to subpages. The real amount is higher since this number only shows some of the items linked to from the start page.

PAGE TITLE	PAGEVIEWS	UNIQUE PAGEVIEWS	BOUNCE RATE	AVG. TIME ON PAGE
Vanhat ammatit   Finna.fi	4,586	1,780	70%	00:00:55
Vanhat ammatit (usea oppiaine; peruskoulu)   Finna.fi	2,671	852	61%	00:00:46

# 1900-luvun alun siirtolaisuus valtameren yli

/Content/siirtolaisuus-valtameren-yli



## Subpages

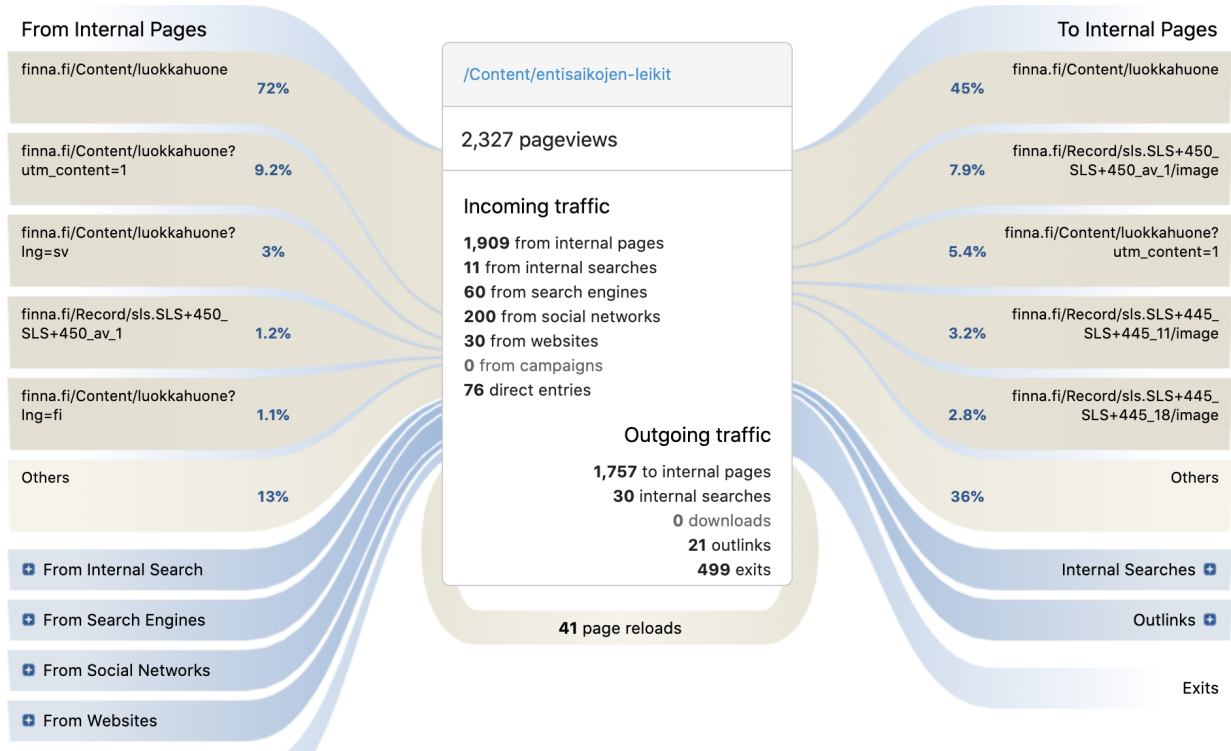
We could also find 6191 pageviews in total for the section (since subpages are reported with the same page title as the start page. This means we have at least 3096 visits to subpages.

PAGE TITLE	PAGEVIEWS	UNIQUE PAGEVIEWS	BOUNCE RATE	AVG. TIME ON PAGE
1900-luvun alun siirtolaisuus valtamerten yli   Finna.fi	5,259	1,703	58%	00:00:44
1900-luvun alun siirtolaisuus valtamerten yli (historia; yläkoulu, lukio)   Finna.fi	932	343	55%	00:00:55



# Entisaikojen leikit

/Content/entisaikojen-leikit



<p><b>From Search Engines</b></p> <p>No data</p>	<p><b>From Social Networks</b></p> <table border="1"> <tr><td>Facebook</td><td>100%</td></tr> </table>	Facebook	100%	<p><b>From Websites</b></p> <table border="1"> <tr><td>classroom.google.com/c/MTg0MDAwNTA2ODZa/a/OTU5MzYyMjQ1OTVa/details</td><td>27%</td></tr> <tr><td>classroom.google.com/u/1/c/MTg0MDAwNTA2ODZa/a/OTU5MzYyMjQ1OTVa/details</td><td>13%</td></tr> <tr><td>finna.fi/Content/luokkahuone</td><td>10%</td></tr> <tr><td>android-app://com.google.android.gm</td><td>6.7%</td></tr> <tr><td>finna.fi/Content/luokkahuone</td><td>6.7%</td></tr> <tr><td>Others</td><td>37%</td></tr> </table>	classroom.google.com/c/MTg0MDAwNTA2ODZa/a/OTU5MzYyMjQ1OTVa/details	27%	classroom.google.com/u/1/c/MTg0MDAwNTA2ODZa/a/OTU5MzYyMjQ1OTVa/details	13%	finna.fi/Content/luokkahuone	10%	android-app://com.google.android.gm	6.7%	finna.fi/Content/luokkahuone	6.7%	Others	37%
Facebook	100%															
classroom.google.com/c/MTg0MDAwNTA2ODZa/a/OTU5MzYyMjQ1OTVa/details	27%															
classroom.google.com/u/1/c/MTg0MDAwNTA2ODZa/a/OTU5MzYyMjQ1OTVa/details	13%															
finna.fi/Content/luokkahuone	10%															
android-app://com.google.android.gm	6.7%															
finna.fi/Content/luokkahuone	6.7%															
Others	37%															

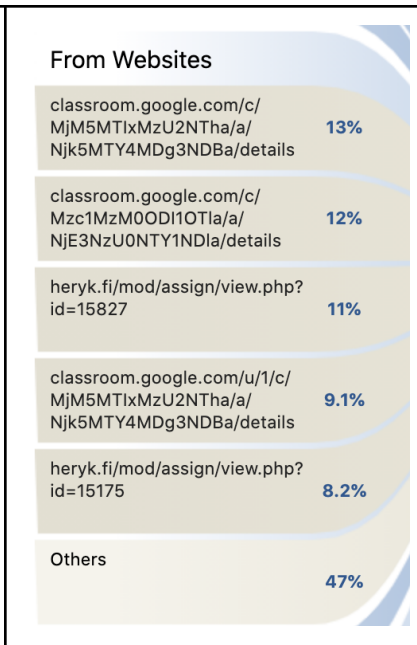


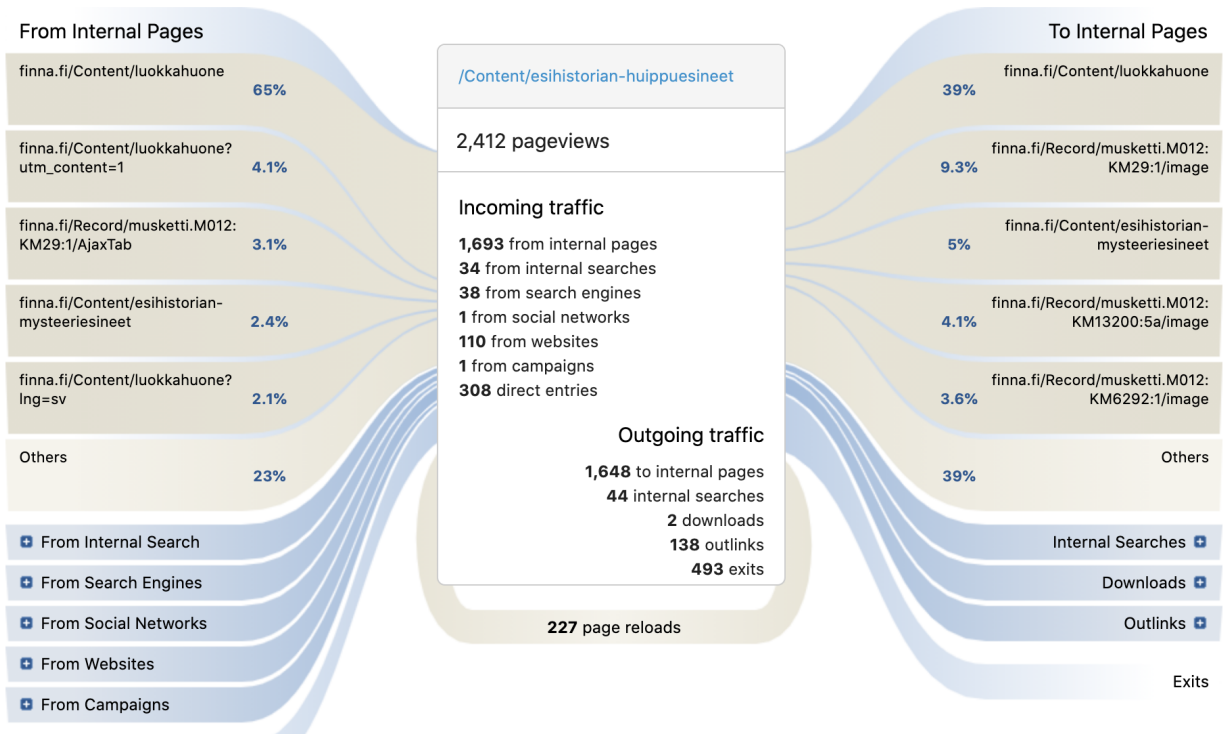
## Subpages

We could also find 3376 pageviews in total for the section (since subpages are reported with the same page title as the start page). This means we have at least 1049 visits to subpages.

PAGE TITLE	PAGEVIEWS	UNIQUE PAGEVIEWS	BOUNCE RATE	AVG. TIME ON PAGE
Entisaikojen leikit (historia, liikunta; peruskoulu)   Finna.fi	2,032	1,136	65%	00:00:40
Entisaikojen leikit   Finna.fi	1,344	711	64%	00:00:38

# Esihistorian huippuesineitä Kansallismuseossa

/Content/esihistorian-huippuesineet



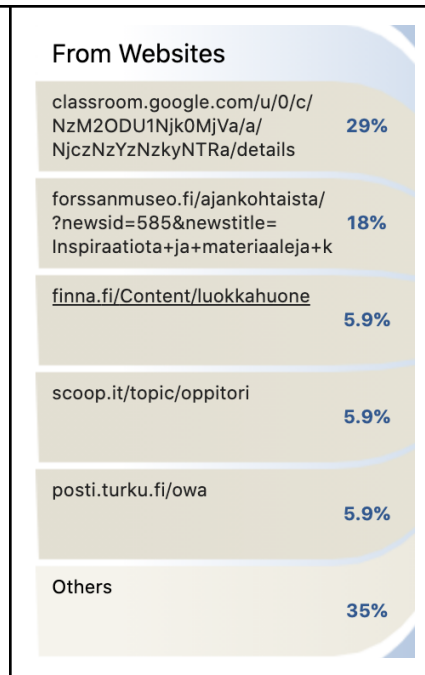

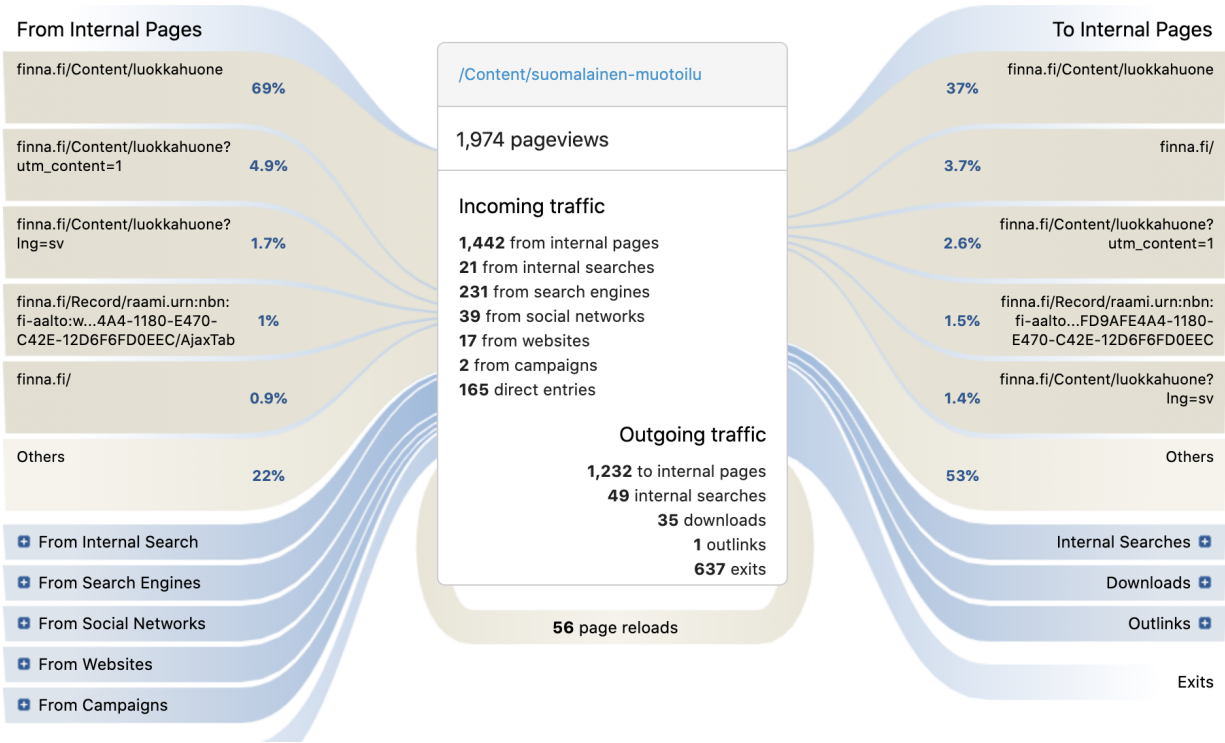
## Subpages

We could also find 4077 pageviews in total for the section (since subpages are reported with the same page title as the start page). This means we have at least 1665 visits to subpages.

PAGE TITLE	PAGEVIEWS	▼ UNIQUE PAGEVIEWS	BOUNCE RATE	AVG. TIME ON PAGE
Esihistorian huippuesineitä Kansallismuseossa (usea op...	1,682	814	36%	00:00:52
Esihistorian huippuesineitä Kansallismuseossa   Finna.fi	2,395	739	32%	00:00:58

# Suomalainen muotoilu

/Content/suomalainen-muotoilu



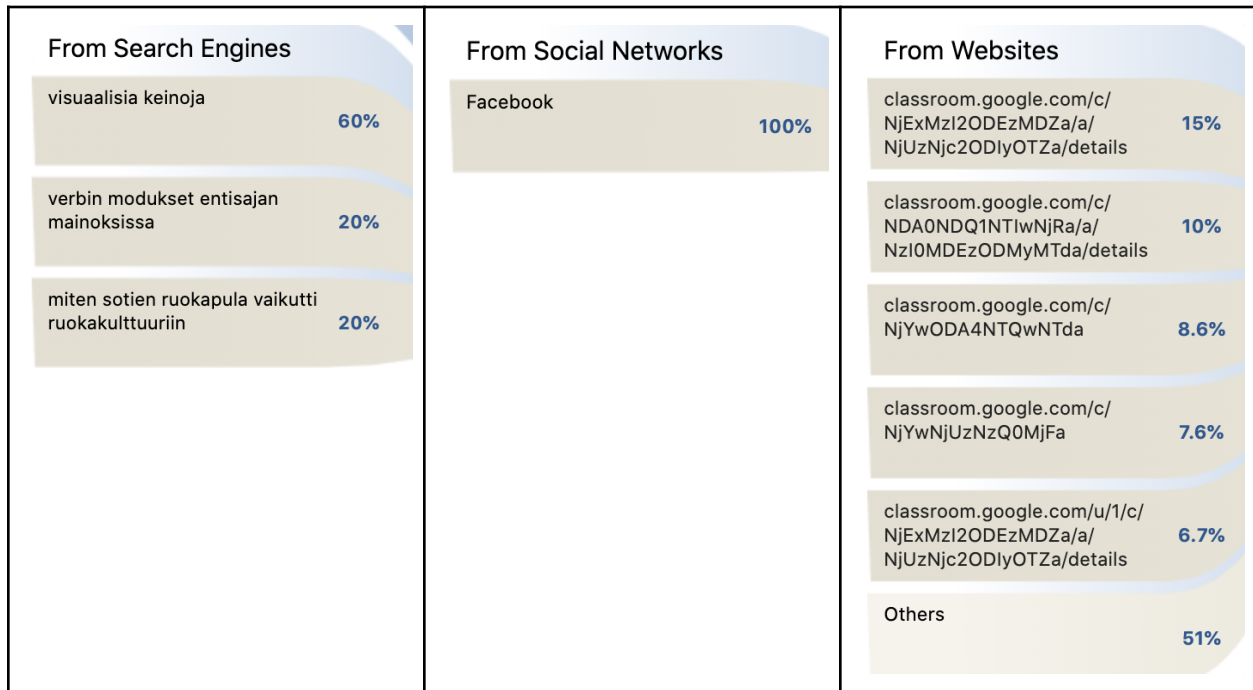
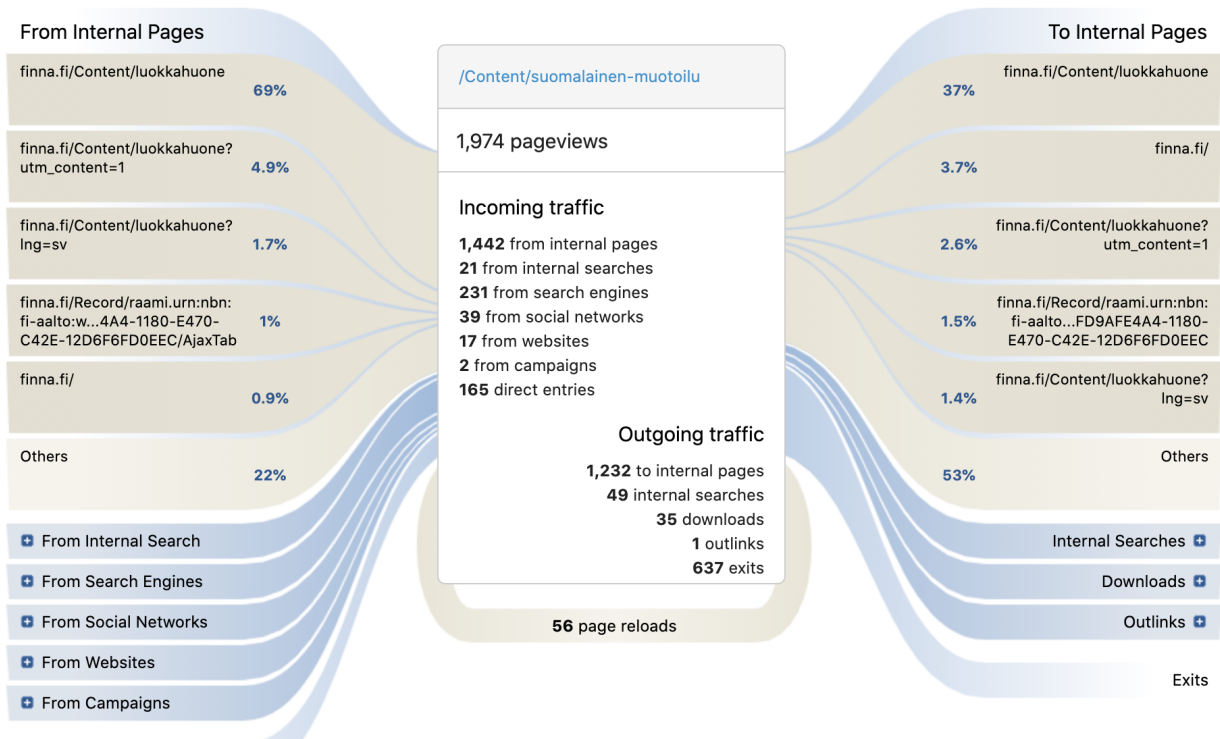
## Subpages

We could also find 3428 pageviews in total for the section (since subpages are reported with the same page title as the start page). This means we have at least 1454 visits to subpages.

PAGE TITLE	▲ PAGEVIEWS	UNIQUE PAGEVIEWS	BOUNCE RATE	AVG. TIME ON PAGE
Suomalainen muotoilu   Finna.fi	1,645	751	68%	00:00:56
Suomalainen muotoilu (kuvataide; yläkoulu)   Finna.fi	1,783	715	49%	00:00:59

# Mainoskuvasto

/Content/mainoskuvasto



## Subpages

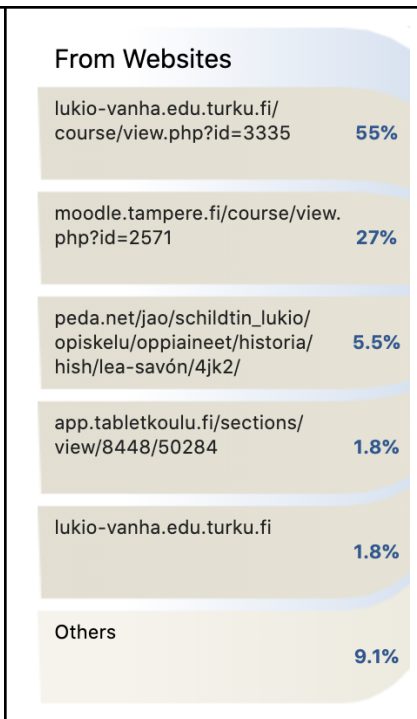
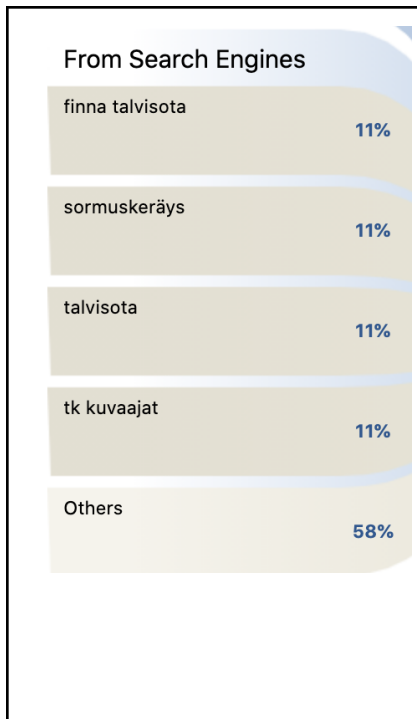
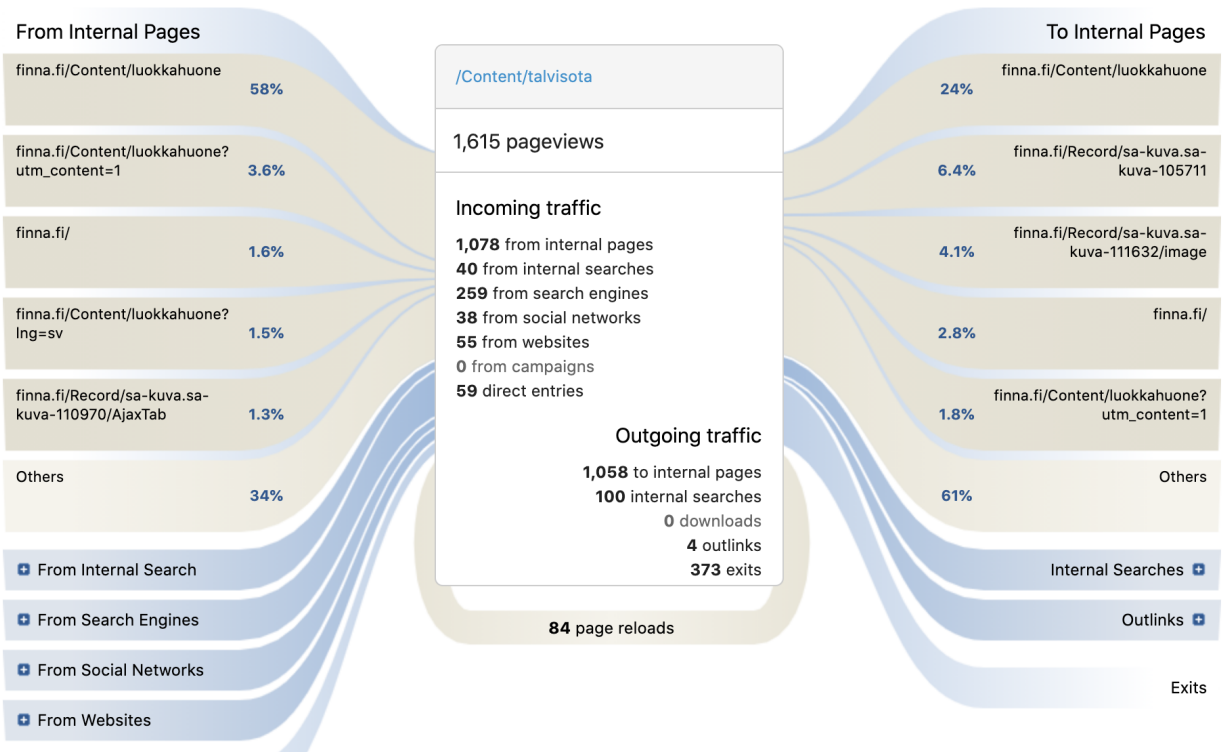
We could also find 5138 pageviews in total for the section (since subpages are reported with the same page title as the start page). This means we have at least 3164 visits to subpages.

PAGE TITLE	▲ PAGEVIEWS	UNIQUE PAGEVIEWS	BOUNCE RATE	AVG. TIME ON PAGE
Mainoskuvastoa   Finna.fi	5,138	1,338	49%	00:00:56



# Puolustusvoimien talvisodan valokuva-aineistoa

/Content/talvisota



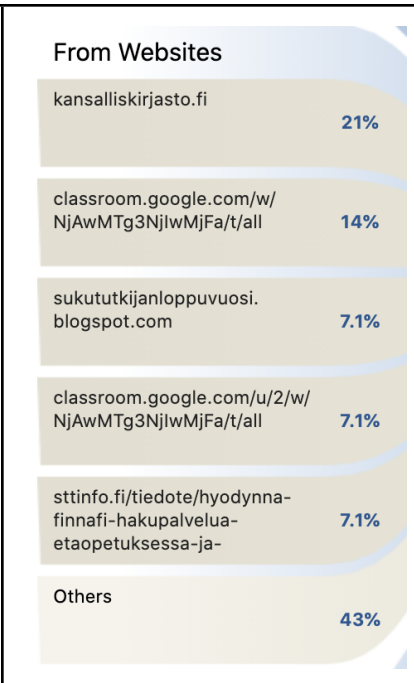


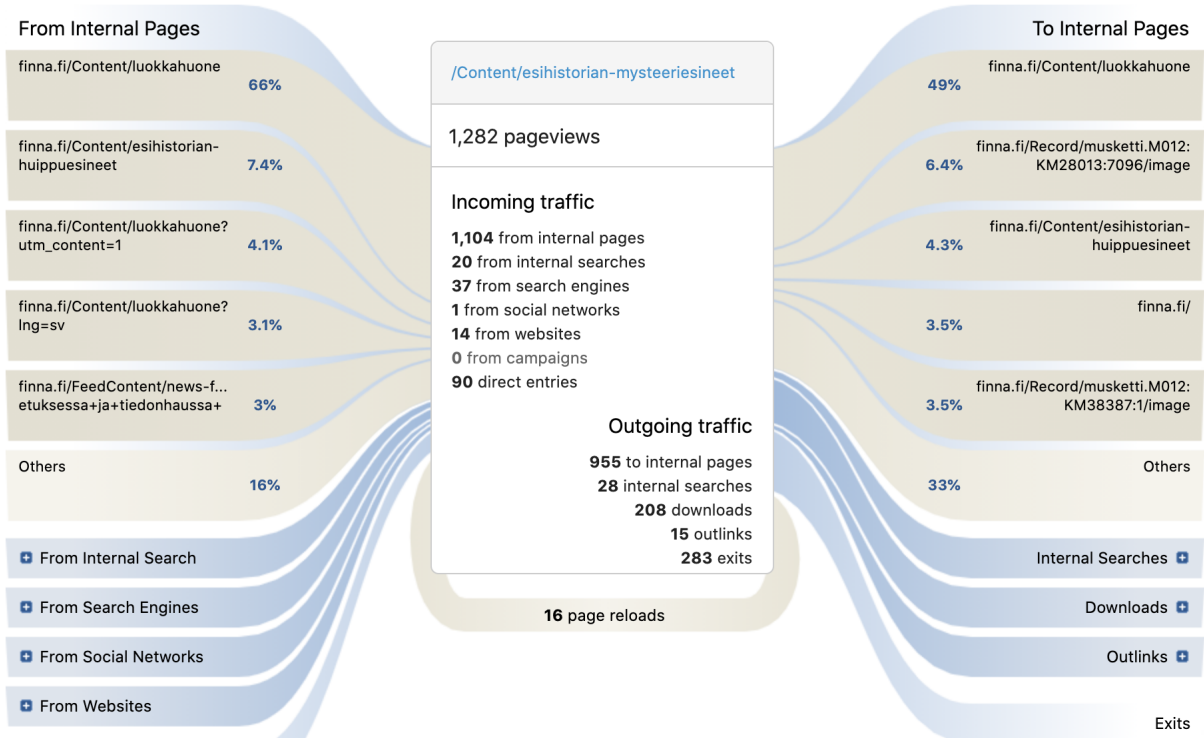
## Subpages

We could also find 1310 pageviews in total for the section (since subpages are reported with the same page title as the start page), however the number seems a bit too low so we suspect some inconsistency in the structure or naming of titles here.

PAGE TITLE	▲ PAGEVIEWS	UNIQUE PAGEVIEWS	BOUNCE RATE	AVG. TIME ON PAGE
Puolustusvoimien talvisodan valokuva-aineistoa   Finna.fi	1,310	486	49%	00:01:01

# Esihistorian mysteeriesineitä Kansallismuseossa

/Content/esihistorian-mysteeriesineet



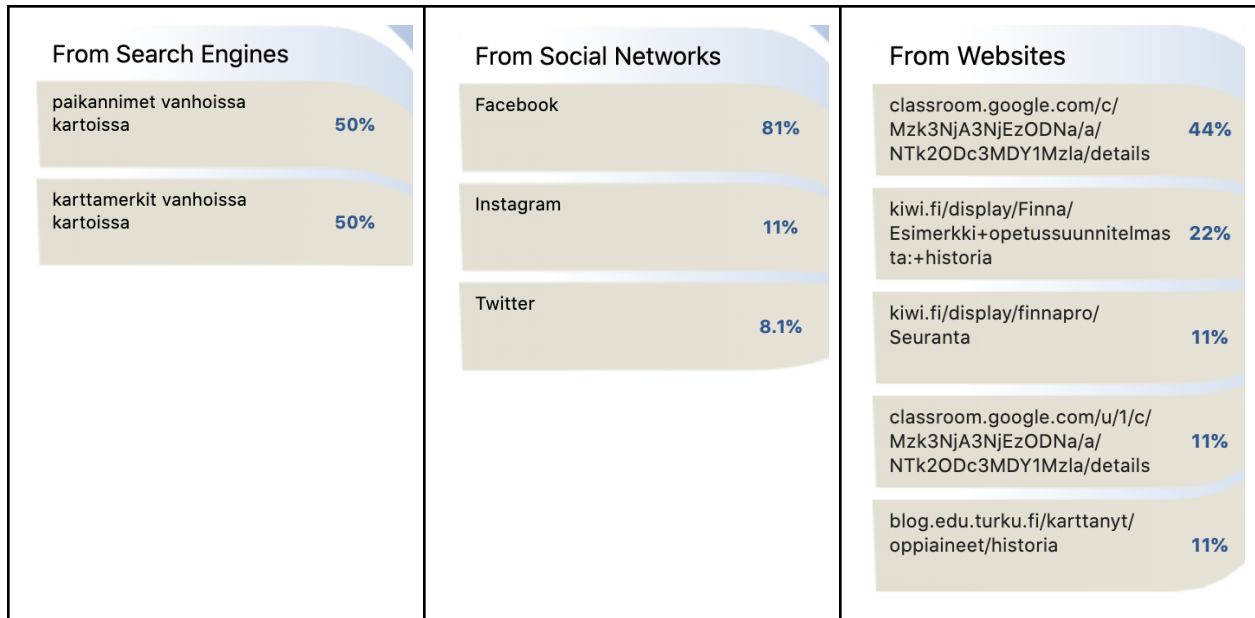
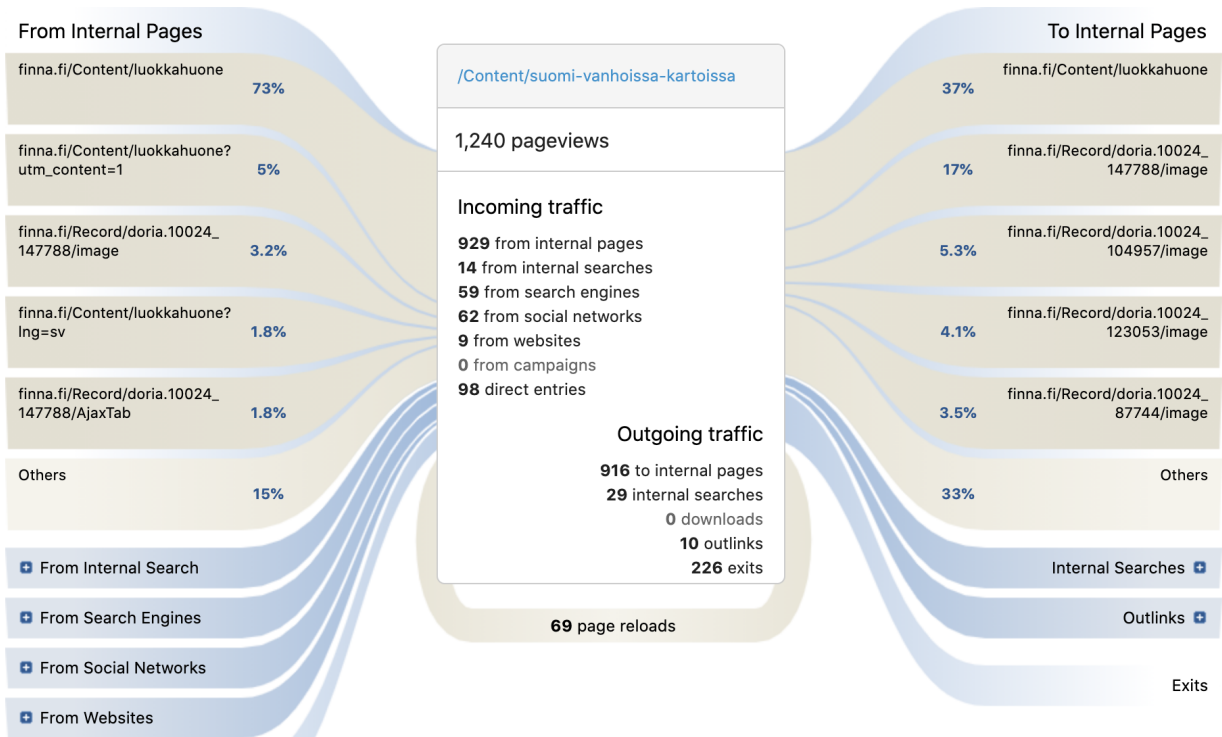
## Subpages

We could also find 1836 pageviews in total for the section (since subpages are reported with the same page title as the start page). This means we have at least 554 visits to subpages.

PAGE TITLE	▼ PAGEVIEWS	UNIQUE PAGEVIEWS	BOUNCE RATE	AVG. TIME ON PAGE
Esihistorian mysteerinesineitä Kansallismuseossa (usea o...	968	505	57%	00:01:09
Esihistorian mysteerinesineitä Kansallismuseossa   Finna.fi	868	466	46%	00:00:53

# Suomi vanhoissa kartoissa

/Content/suomi-vanhoissa-kartoissa



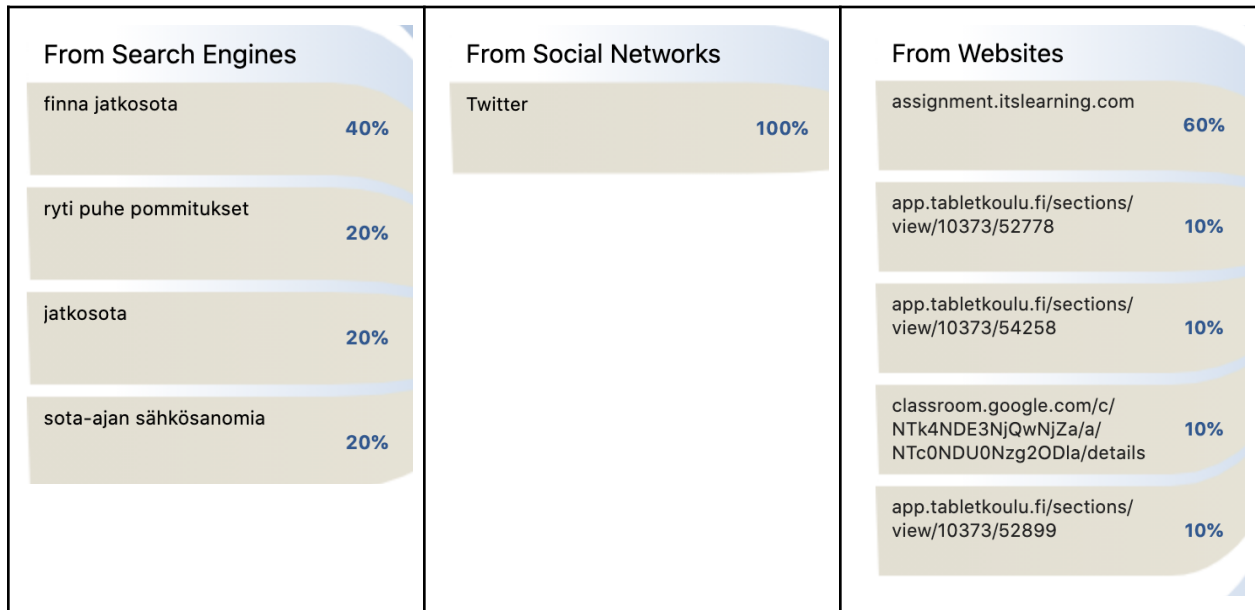
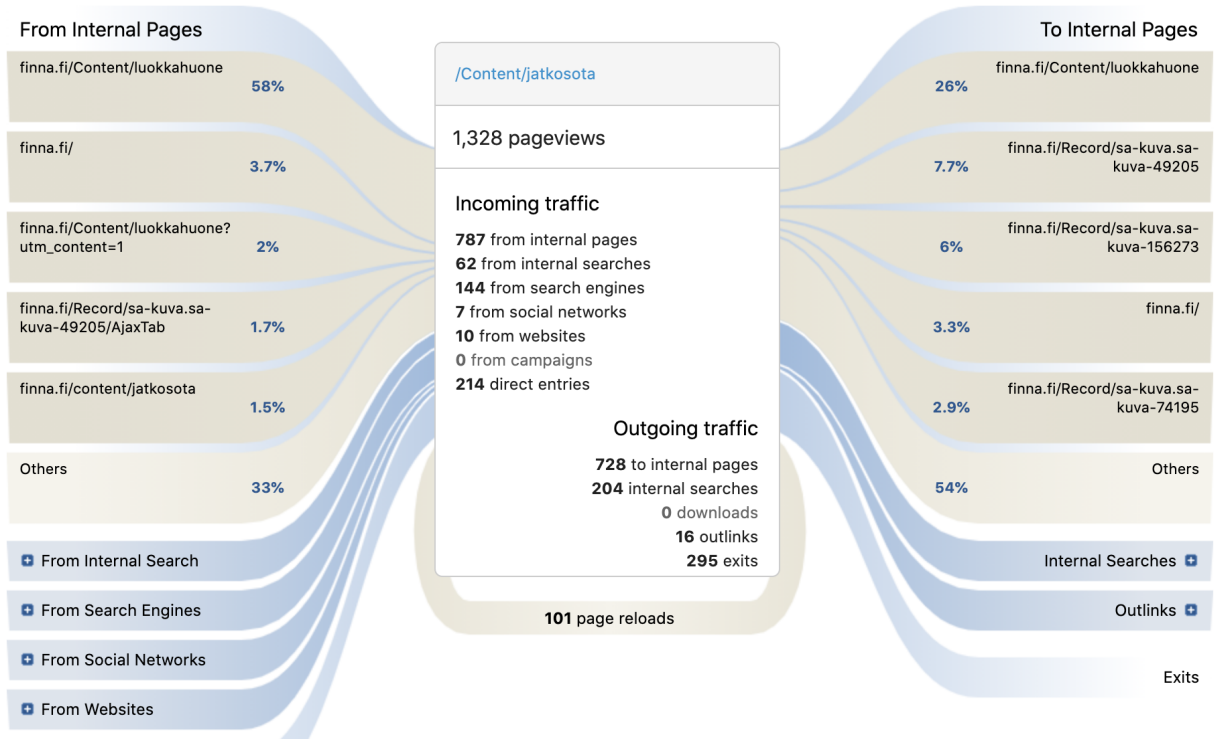
## Subpages

We could also find 2000 pageviews in total for the section (since subpages are reported with the same page title as the start page). This means we have at least 760 visits to subpages.

PAGE TITLE	▼ PAGEVIEWS	UNIQUE PAGEVIEWS	BOUNCE RATE	AVG. TIME ON PAGE
Suomi vanhoissa kartoissa (historia; alakoulu, lukio)   Fi...	1,050	486	46%	00:00:52
Suomi vanhoissa kartoissa   Finna.fi	950	437	40%	00:01:04

# Puolustusvoimien jatkosodan valokuva-aineistoa

## /Content/jatkosota



## Subpages

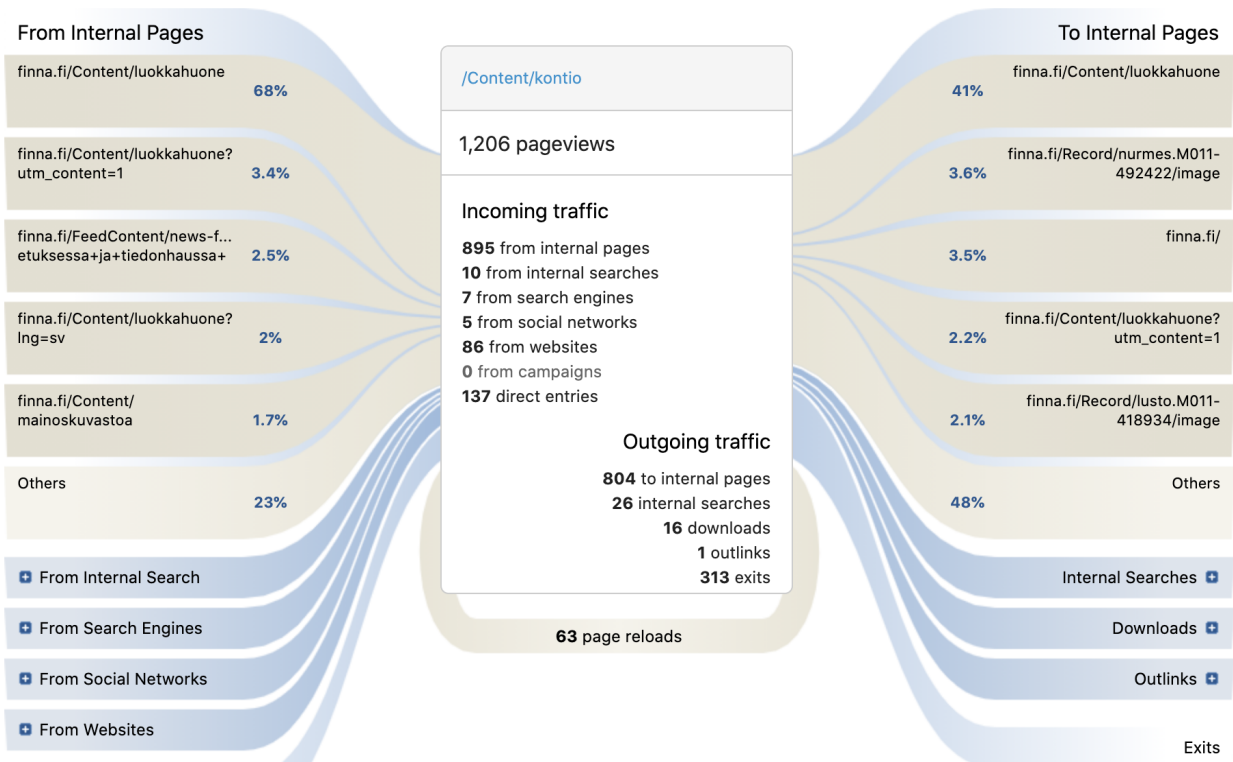
We could also find 944 pageviews in total for the section (since subpages are reported with the same page title as the start page).

PAGE TITLE	▼ PAGEVIEWS	UNIQUE PAGEVIEWS	BOUNCE RATE	AVG. TIME ON PAGE
Puolustusvoimien jatkosodan valokuva-aineistoa   Finna.fi	944	483	47%	00:01:25



# Kontio kuvakulttuurissamme

## /Content/kontio



From Search Engines	From Social Networks	From Websites
No data.	Facebook 60%	app.tabletkoulu.fi/sections/view/11172/52670 16%
	Twitter 20%	app.tabletkoulu.fi/sections/view/11172/52672 13%
	Pinterest 20%	classroom.google.com/c/NTQ4NDYyNTM2ODha/a/OTMyNTc2MTUzMDJa/details 13%
		classroom.google.com/u/0/c/NTQ4NDYyNTM2ODha/a/OTMyNTc2MTUzMDJa/details 12%
		classroom.google.com/u/2/c/NTQ4NDYyNTM2ODha/a/OTMyNTc2MTUzMDJa/details 4.7%
		Others 42%

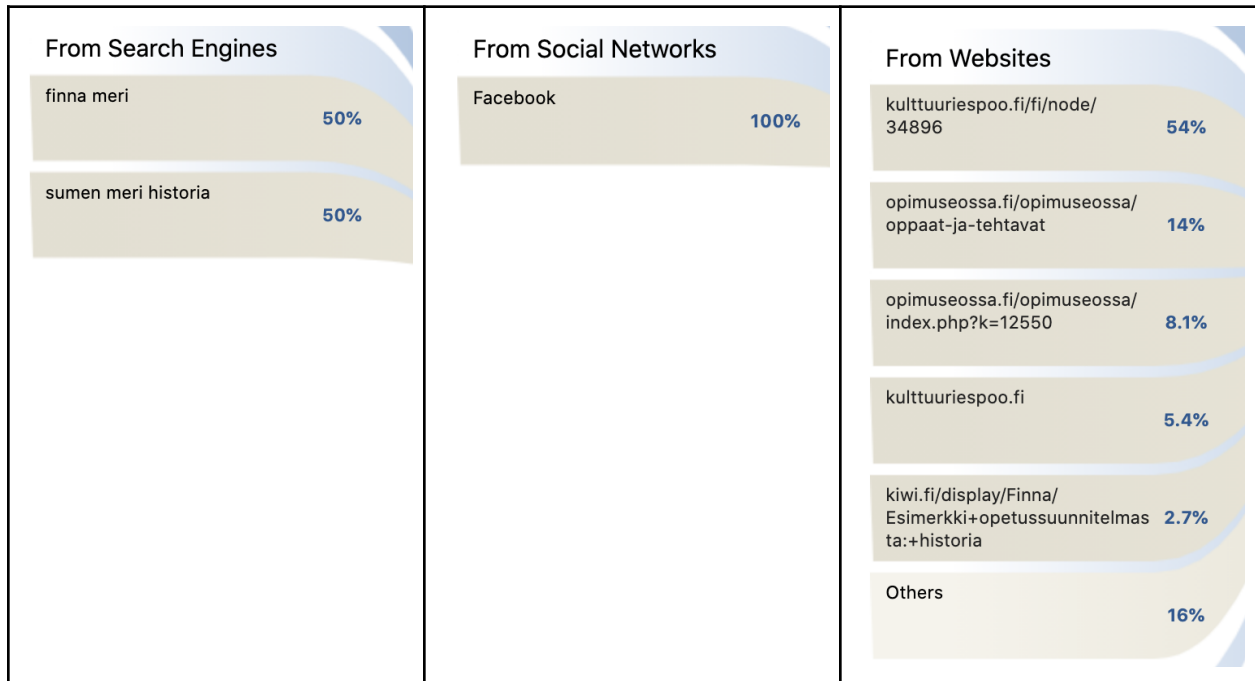
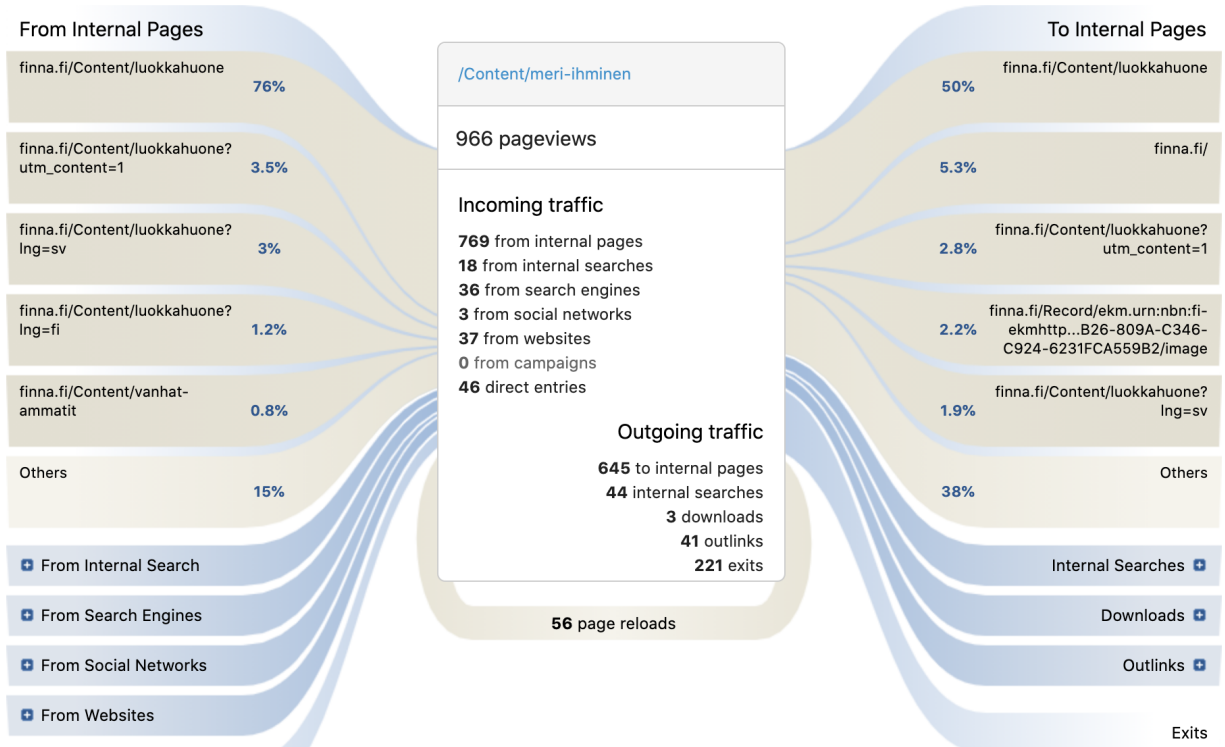
## Subpages

We could also find 2341 pageviews in total for the section (since subpages are reported with the same page title as the start page). This means we have at least 1135 visits to subpages.

PAGE TITLE	▼ PAGEVIEWS	UNIQUE PAGEVIEWS	BOUNCE RATE	AVG. TIME ON PAGE
Kontio kuvakulttuurissamme (kuvataide; yläkoulu)   Finn...	1,438	478	57%	00:00:51
Kontio kuvakulttuurissamme   Finna.fi	862	379	67%	00:01:02
Kontio kuvakulttuurissamme (kuvataide, yläkoulu)   Finn...	41	17	100%	00:00:58

# Meri ja ihminen

/Content/meri-ihminen



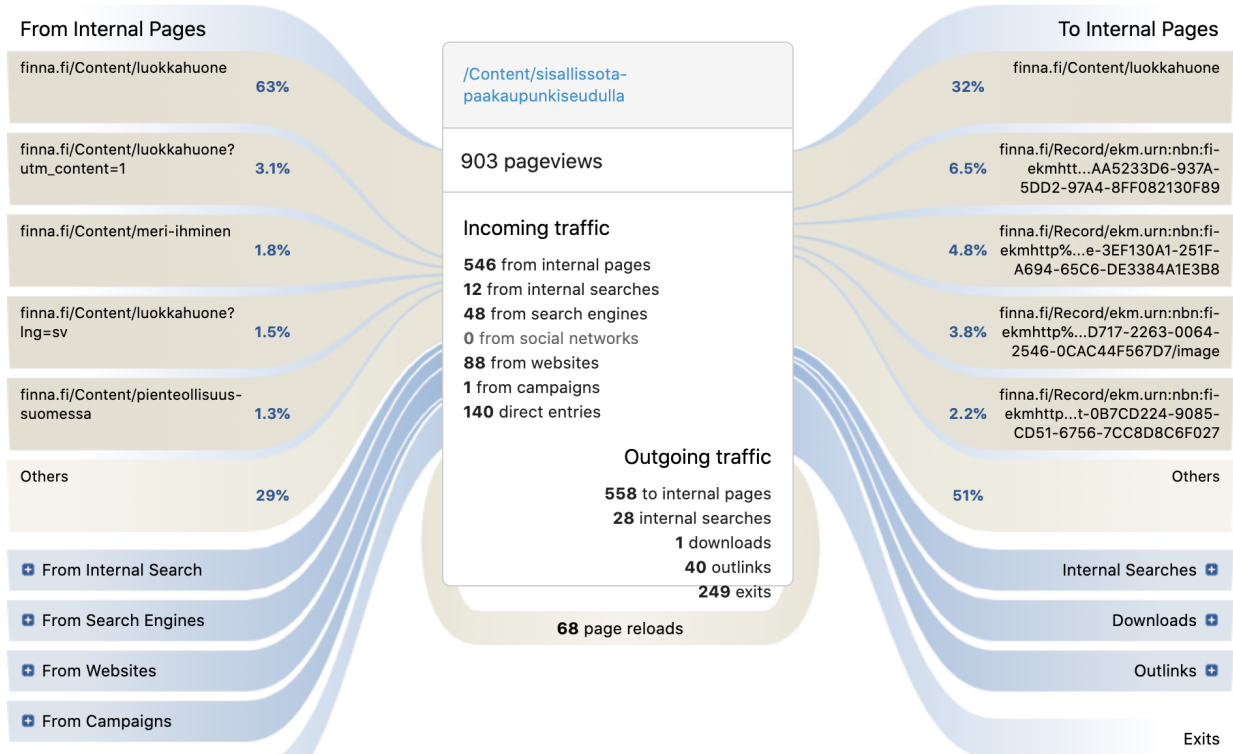
## Subpages

We could also find 1376 pageviews in total for the section (since subpages are reported with the same page title as the start page). This means we have at least 410 visits to subpages.

PAGE TITLE	▼ PAGEVIEWS	UNIQUE PAGEVIEWS	BOUNCE RATE	AVG. TIME ON PAGE
Meri ja ihminen (usea oppiaine; alakoulu, yläkoulu, lukio...	693	382	54%	00:00:58
Meri ja ihminen   Finna.fi	671	352	51%	00:01:20
Itämeri ja ihminen   Vaski-kirjastot   Finna.fi	12	6	0%	00:00:29

# Sisällissota pääkaupunkiseudulla

## /Content/sisallissota-paakaupunkiseudulla



From Search Engines	From Social Networks	From Websites
No data	No data	<ul style="list-style-type: none"> <li>kulttuuriespoo.fi/fi/node/34896 <b>27%</b></li> <li>classroom.google.com/u/1/c/MzgyNzM5ODU2MjIa/a/MzkxNDUyNzI4NTBa/details <b>15%</b></li> <li>classroom.google.com/u/0/c/MjQyMDI2OTk1OTRa/a/NjI0NTU1MjEwMjda/details <b>8%</b></li> <li>classroom.google.com/c/MjQyMDI2OTk1OTRa/a/NjI0NTU1MjEwMjda/details <b>6.8%</b></li> <li>classroom.google.com/c/MzgyNzM5ODU2MjIa/a/MzkxNDUyNzI4NTBa/details <b>5.7%</b></li> <li>Others <b>38%</b></li> </ul>

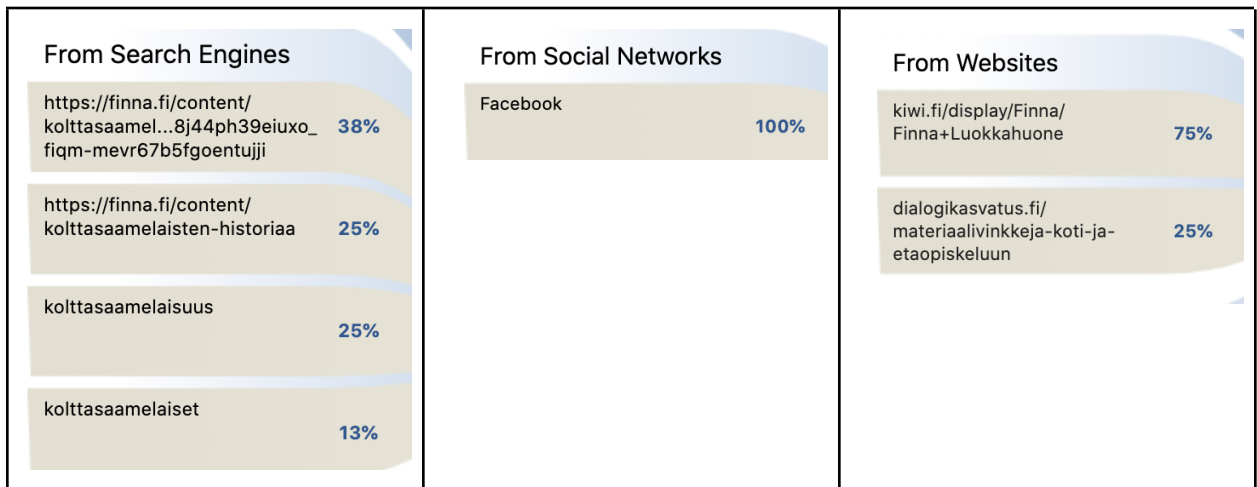
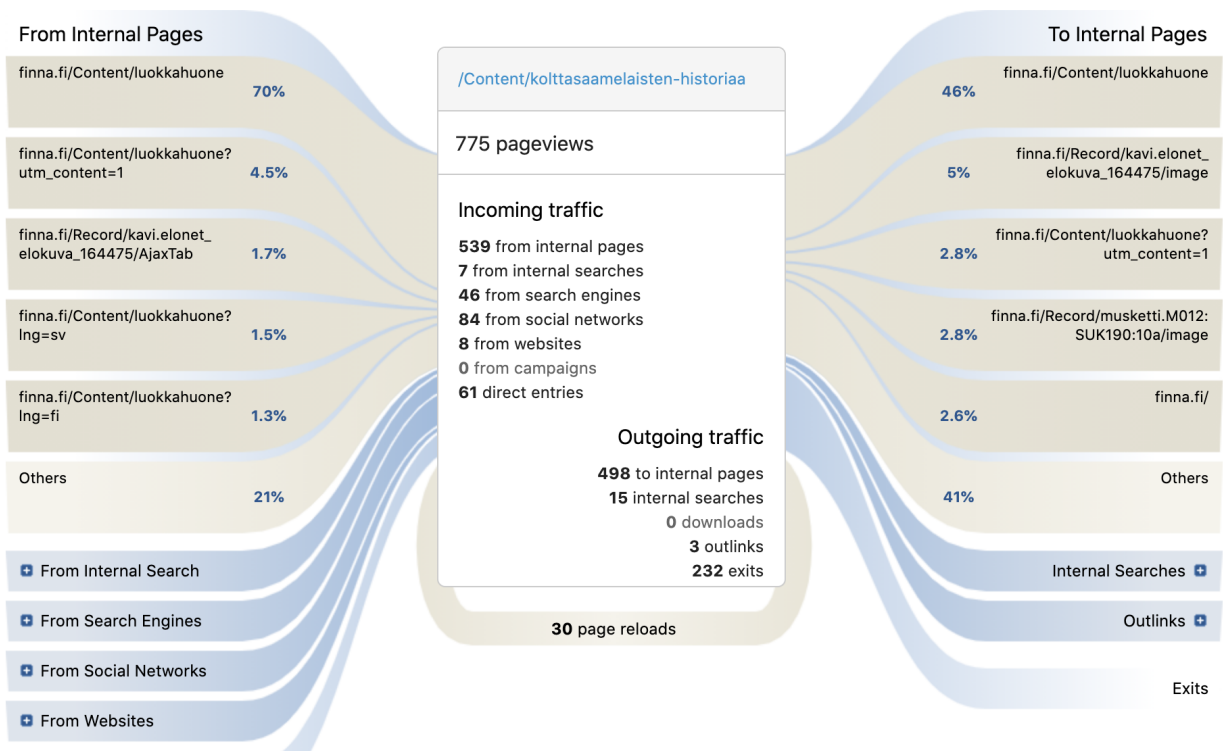
## Subpages

We could also find 1437 pageviews in total for the section (since subpages are reported with the same page title as the start page). This means we have at least 534 visits to subpages.

PAGE TITLE	▼ PAGEVIEWS	UNIQUE PAGEVIEWS	BOUNCE RATE	AVG. TIME ON PAGE
Sisällissota pääkaupunkiseudulla (historia; yläkoulu, luki...	772	303	30%	00:01:05
Sisällissota pääkaupunkiseudulla   Finna.fi	685	350	55%	00:01:41

# Kolttasaamelaisten historiaa

/Content/kolttasaamelaisten-historiaa



## Subpages

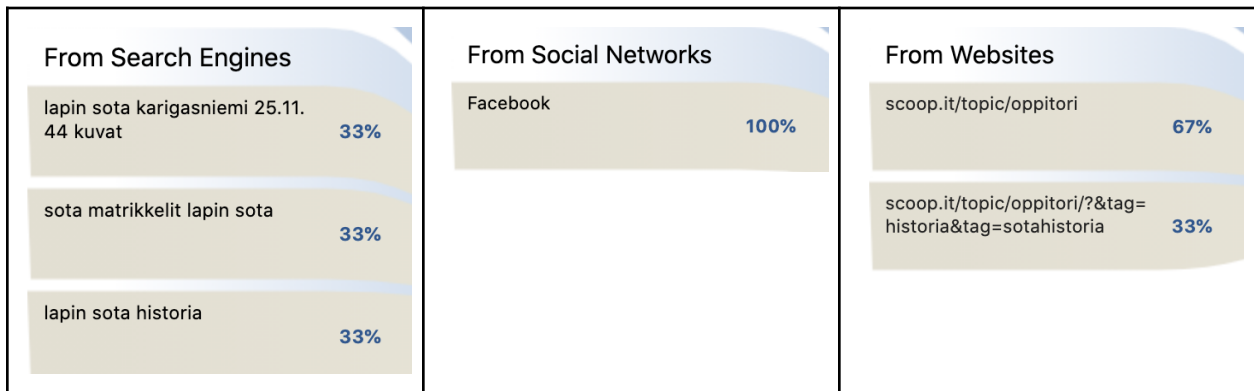
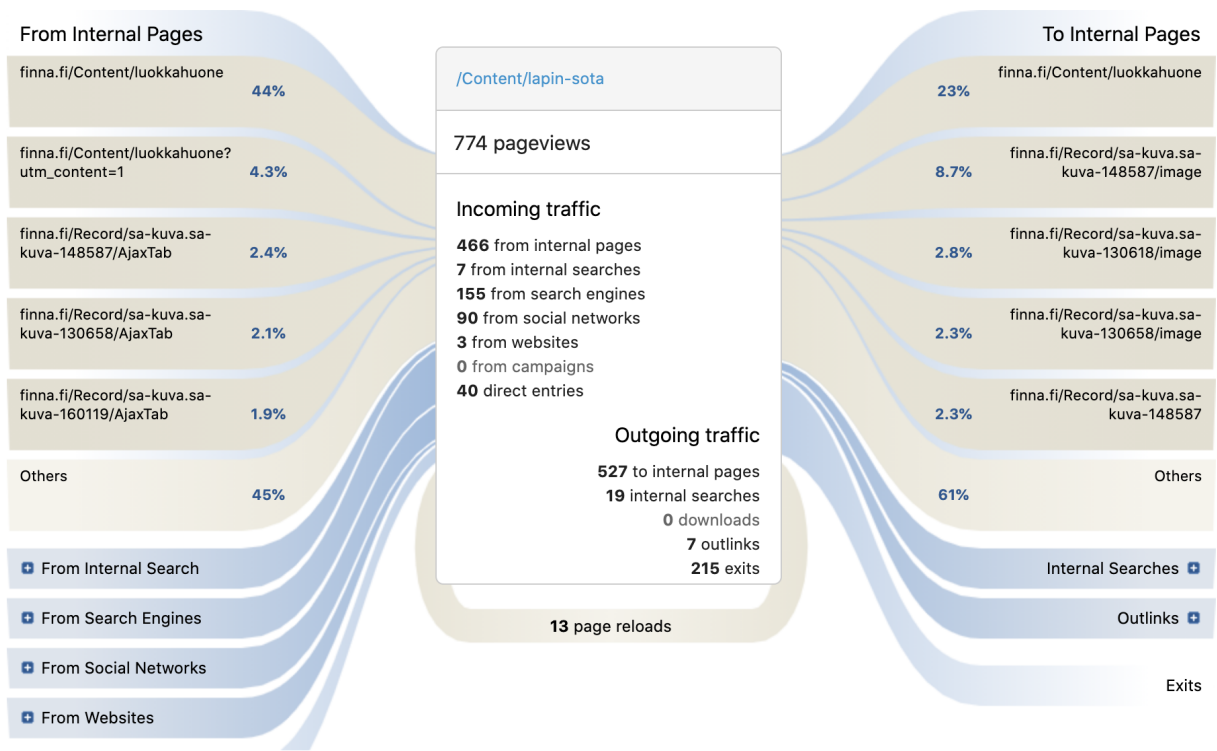
We could also find 1842 pageviews in total for the section (since subpages are reported with the same page title as the start page). This means we have at least 1067 visits to subpages.

PAGE TITLE	▼ PAGEVIEWS	UNIQUE PAGEVIEWS	BOUNCE RATE	AVG. TIME ON PAGE
Kolttasaamelaisten historiaa   Finna.fi	1,842	618	62%	00:00:47



# Puolustusvoimien Lapin sodan valokuva-aineistoa

/Content/lapin-sota



## Subpages

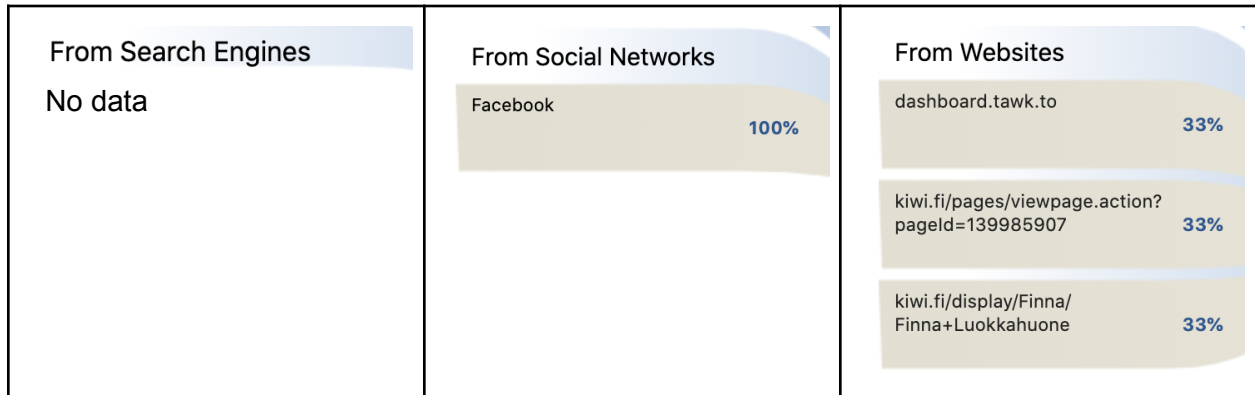
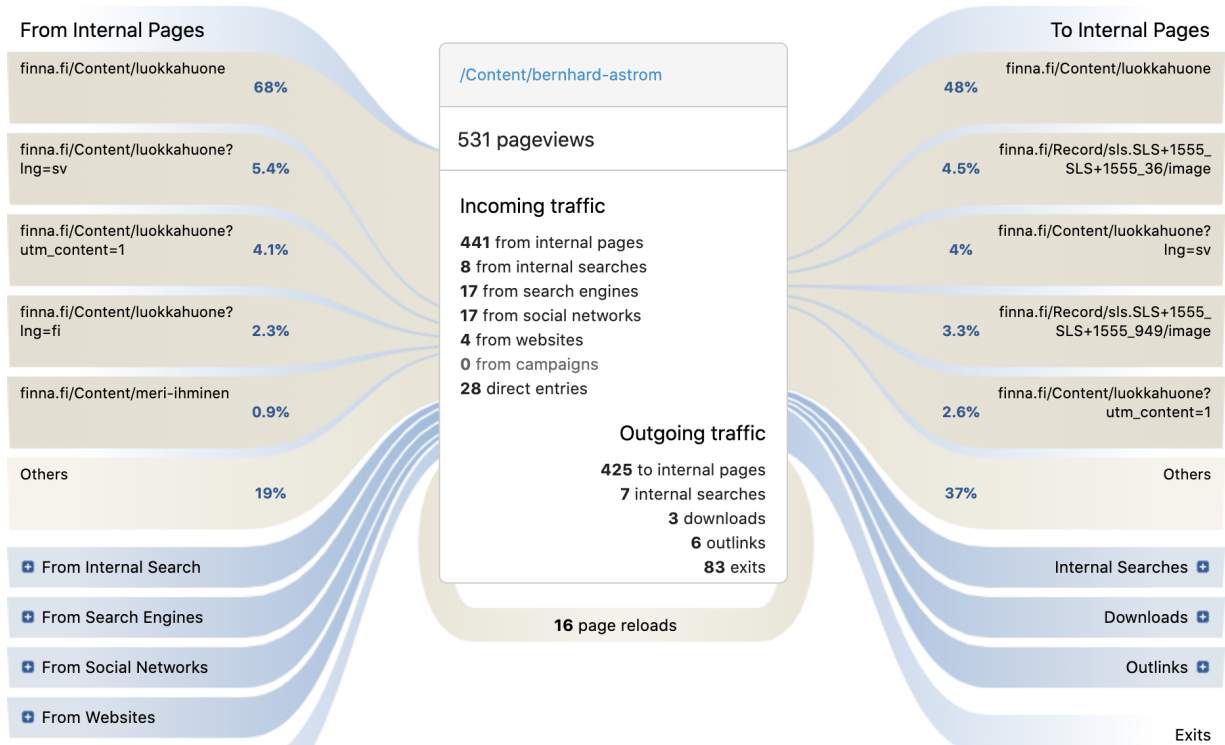
We could also find 1310 pageviews in total for the section (since subpages are reported with the same page title as the start page). This means we have at least 536 visits to subpages.

PAGE TITLE	PAGEVIEWS	UNIQUE PAGEVIEWS	BOUNCE RATE	AVG. TIME ON PAGE
Puolustusvoimien Lapin sodan valokuva-aineistoa   Finn...	1,310	329	46%	00:00:29



# Bernhard Åströmin elämää 1900-luvun alun Suomessa

/Content/bernhard-astrom



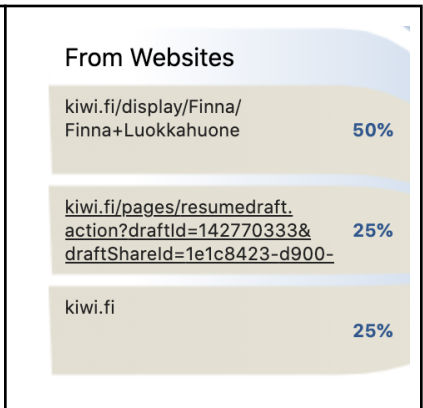
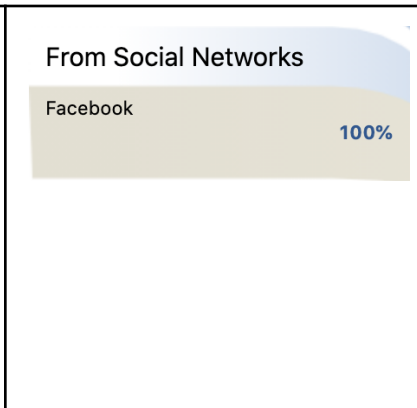
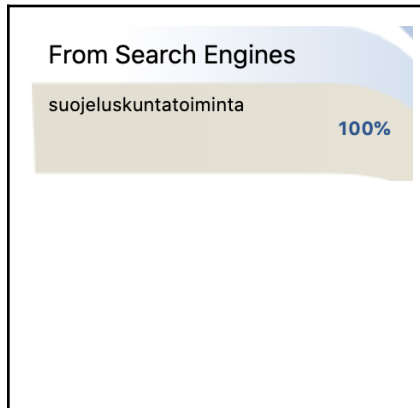
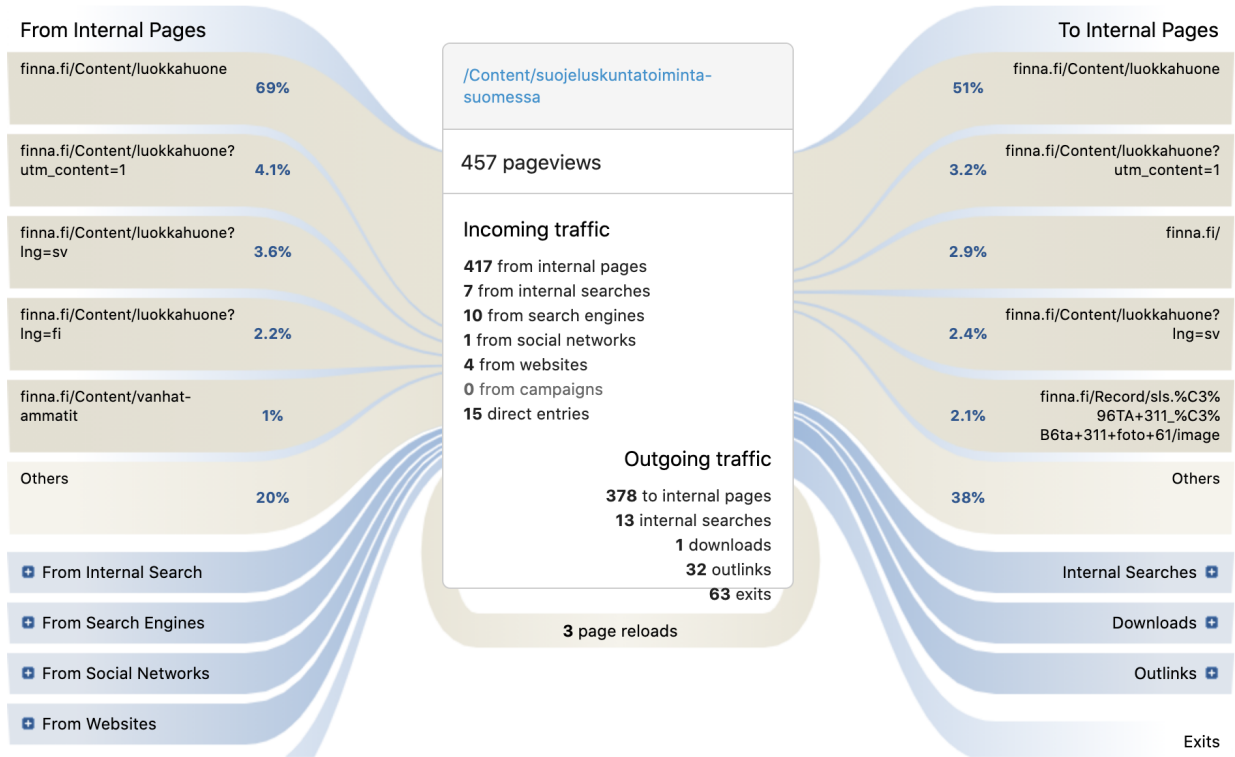
## Subpages

We could also find 1001 pageviews in total for the section (since subpages are reported with the same page title as the start page). This means we have at least 470 visits to subpages.

PAGE TITLE	▼ PAGEVIEWS	UNIQUE PAGEVIEWS	BOUNCE RATE	AVG. TIME ON PAGE
Bernhard Åströmin elämää 1900-luvun alun Suomessa (...)	662	243	54%	00:00:47
Bernhard Åströmin elämää 1900-luvun alun Suomessa  ...	339	143	65%	00:01:08

# Suojeluskuntatoiminta Suomessa

/Content/suojeluskuntatoiminta-suomessa



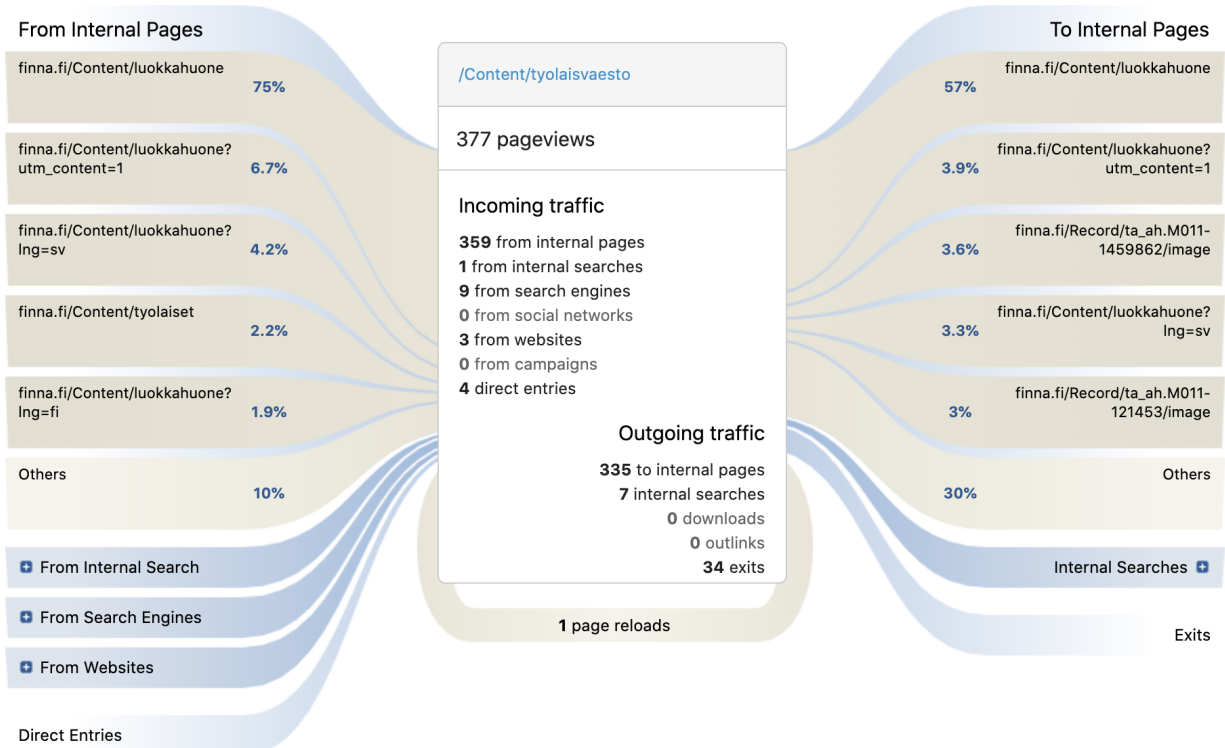
## Subpages

We could also find 581 pageviews in total for the section (since subpages are reported with the same page title as the start page). This means we have at least 124 visits to subpages.

PAGE TITLE	▼ PAGEVIEWS	UNIQUE PAGEVIEWS	BOUNCE RATE	AVG. TIME ON PAGE
Suojeluskuntatoiminta Suomessa (historia; yläkoulu, luki...	329	194	76%	00:00:41
Suojeluskuntatoiminta Suomessa   Finna.fi	252	142	38%	00:01:21

# Työläisväestö ryhtyy sivistämään itseään




/Content/tyolaisvaesto



<p><b>From Search Engines</b></p> <p>No data</p>	<p><b>From Social Networks</b></p> <p>No data</p>	<p><b>From Websites</b></p> <ul style="list-style-type: none"> <li>app.tabletkoulu.fi/sections/view/8438/44690: 33%</li> <li>finna.fi/Content/luokkahuone: 33%</li> <li>kiwi.fi/display/Finna/Esimerkki+opetussuunnitelmas ta:+historia: 33%</li> </ul>
--	---	---

## Subpages

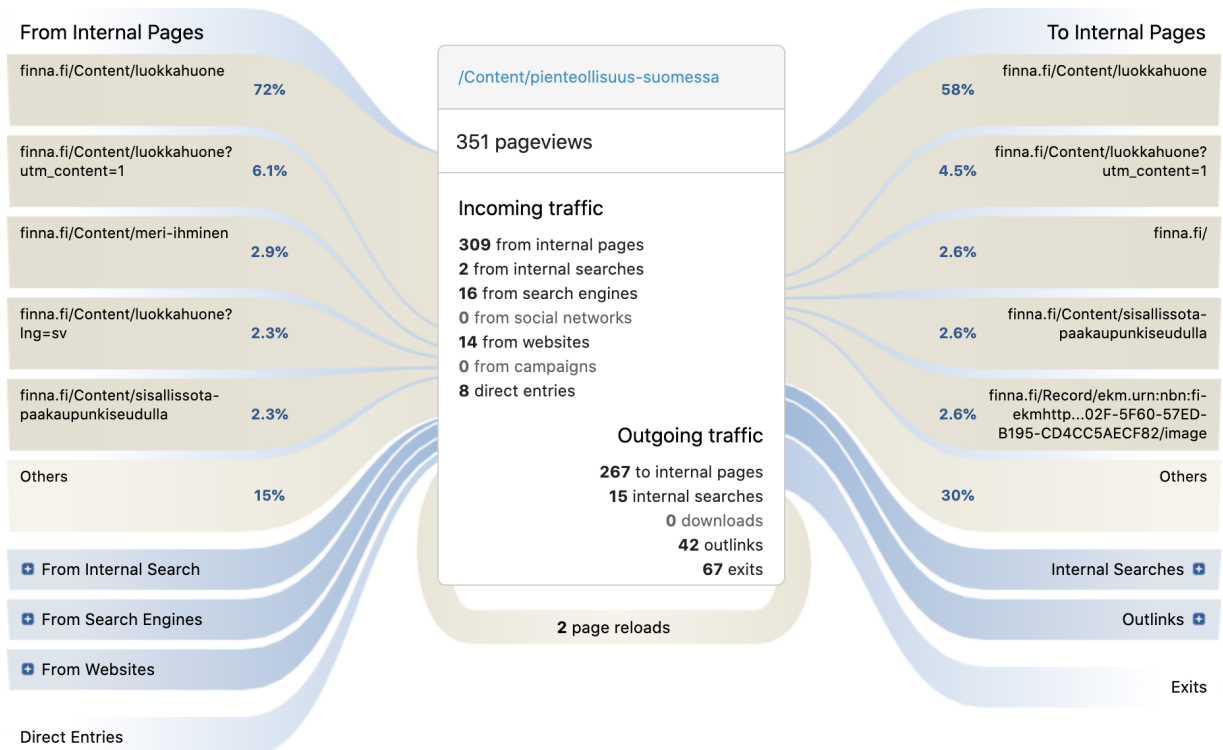
We could also find 501 pageviews in total for the section (since subpages are reported with the same page title as the start page). This means we have at least 124 visits to subpages.

PAGE TITLE	▼ PAGEVIEWS	UNIQUE PAGEVIEWS	BOUNCE RATE	AVG. TIME ON PAGE
Työläisväestö ryhtyy sivistämään itseään (histor   	350	0% 206	25%	00:00:20
Työläisväestö ryhtyy sivistämään itseään   Finna.fi	151	0% 106	46%	00:00:23



# Pienteollisuus Suomessa 1930-luvulta 1980-luvulle

/Content/pienteollisuus-suomessa



<p><b>From Search Engines</b></p> <p>No data</p>	<p><b>From Social Networks</b></p> <p>No data</p>	<p><b>From Websites</b></p> <table border="1"> <tr><td>kulttuuriespoo.fi/fi/node/34896</td><td>50%</td></tr> <tr><td>espoo.fi</td><td>14%</td></tr> <tr><td>scoop.it/topic/oppitori/p/4111457702/2019/10/14/pienteollisuus-suomessa-</td><td>7.1%</td></tr> <tr><td>kulttuuriespoo.fi/fi/node/34896?fbclid=IwAR2mAjbr8s0t0Z-</td><td>7.1%</td></tr> <tr><td>kulttuuriespoo.fi/fi/node/34896?fbclid=IwAR2Zyy6bE_sY9_4_</td><td>7.1%</td></tr> <tr><td>Others</td><td>14%</td></tr> </table>	kulttuuriespoo.fi/fi/node/34896	50%	espoo.fi	14%	scoop.it/topic/oppitori/p/4111457702/2019/10/14/pienteollisuus-suomessa-	7.1%	kulttuuriespoo.fi/fi/node/34896?fbclid=IwAR2mAjbr8s0t0Z-	7.1%	kulttuuriespoo.fi/fi/node/34896?fbclid=IwAR2Zyy6bE_sY9_4_	7.1%	Others	14%
kulttuuriespoo.fi/fi/node/34896	50%													
espoo.fi	14%													
scoop.it/topic/oppitori/p/4111457702/2019/10/14/pienteollisuus-suomessa-	7.1%													
kulttuuriespoo.fi/fi/node/34896?fbclid=IwAR2mAjbr8s0t0Z-	7.1%													
kulttuuriespoo.fi/fi/node/34896?fbclid=IwAR2Zyy6bE_sY9_4_	7.1%													
Others	14%													

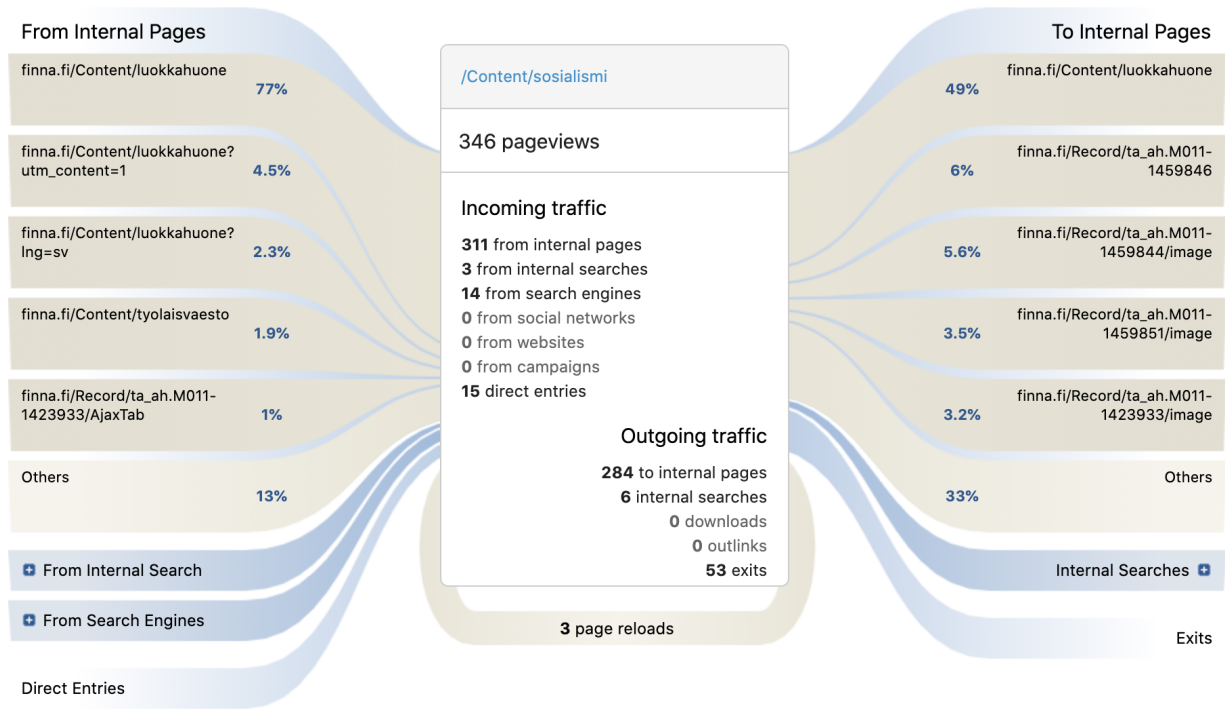
## Subpages

We could also find 581 pageviews in total for the section (since subpages are reported with the same page title as the start page). This means we have at least 230 visits to subpages.

PAGE TITLE	▼ PAGEVIEWS	UNIQUE PAGEVIEWS	BOUNCE RATE	AVG. TIME ON PAGE
Pienteollisuus Suomessa 1930-luvulta 1980-luvulle   Fin...	319	148	61%	00:00:39
Pienteollisuus Suomessa 1930-luvulta 1980-luvulle (his...	262	154	67%	00:00:35

# Sosialismin aatteen levitystyö ja vaalijulisteiden propaganda

/Content/sosialismi



<p><b>From Search Engines</b></p> <p>No data</p>	<p><b>From Social Networks</b></p> <p>No data</p>	<p><b>From Websites</b></p> <p>No data</p>
--	---	--

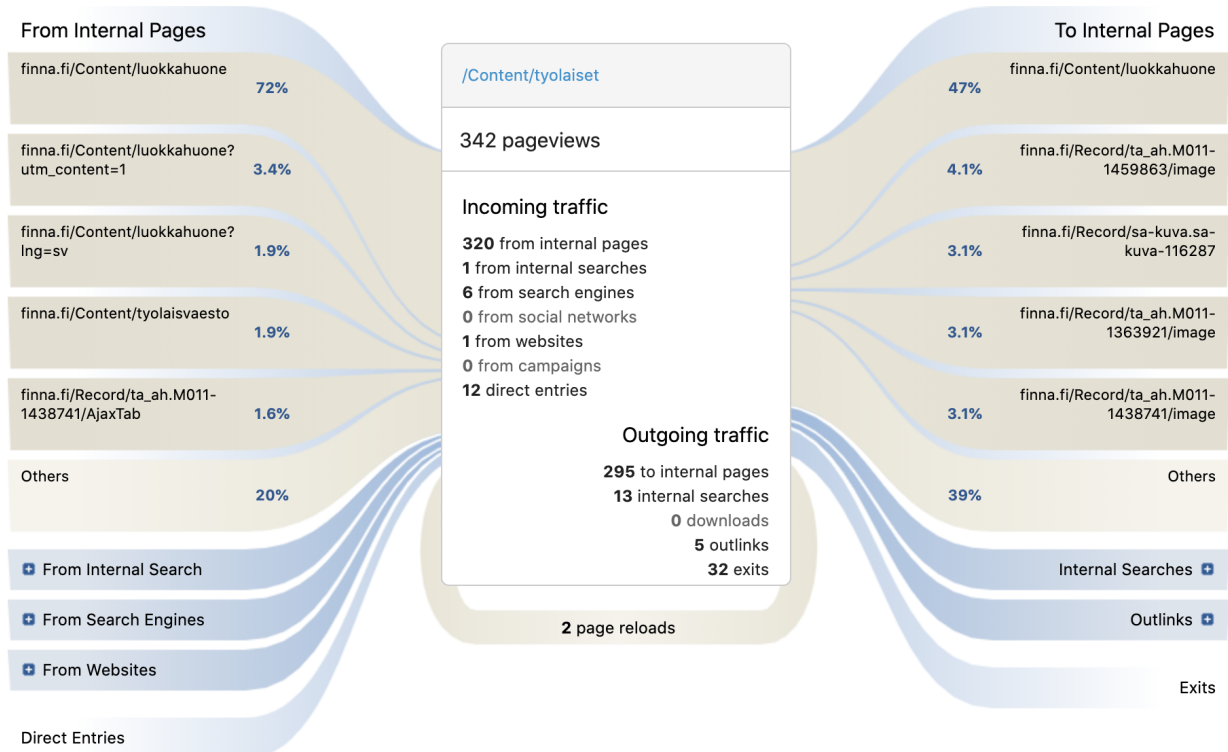
## Subpages

We could also find 518 pageviews in total for the section (since subpages are reported with the same page title as the start page). This means we have at least 172 visits to subpages.

PAGE TITLE	PAGEVIEWS	UNIQUE PAGEVIEWS	BOUNCE RATE	AVG. TIME ON PAGE
Sosialismin aatteen levitystyö ja vaalijulisteiden propaga...	323	177	53%	00:00:35
Sosialismin aatteen levitystyö ja vaalijulisteiden propaga...	195	97	67%	00:00:52

# Työläiset mukaan vaikuttamaan Suomen asioihin

/Content/tyolaiset



<p><b>From Search Engines</b></p> <p>No data</p>	<p><b>From Social Networks</b></p> <p>No data</p>	<p><b>From Websites</b></p> <p>kiwi.fi/display/Finna/ Esimerkki+opetussuunnitelmas ta:+historia <b>100%</b></p>
--	---	---

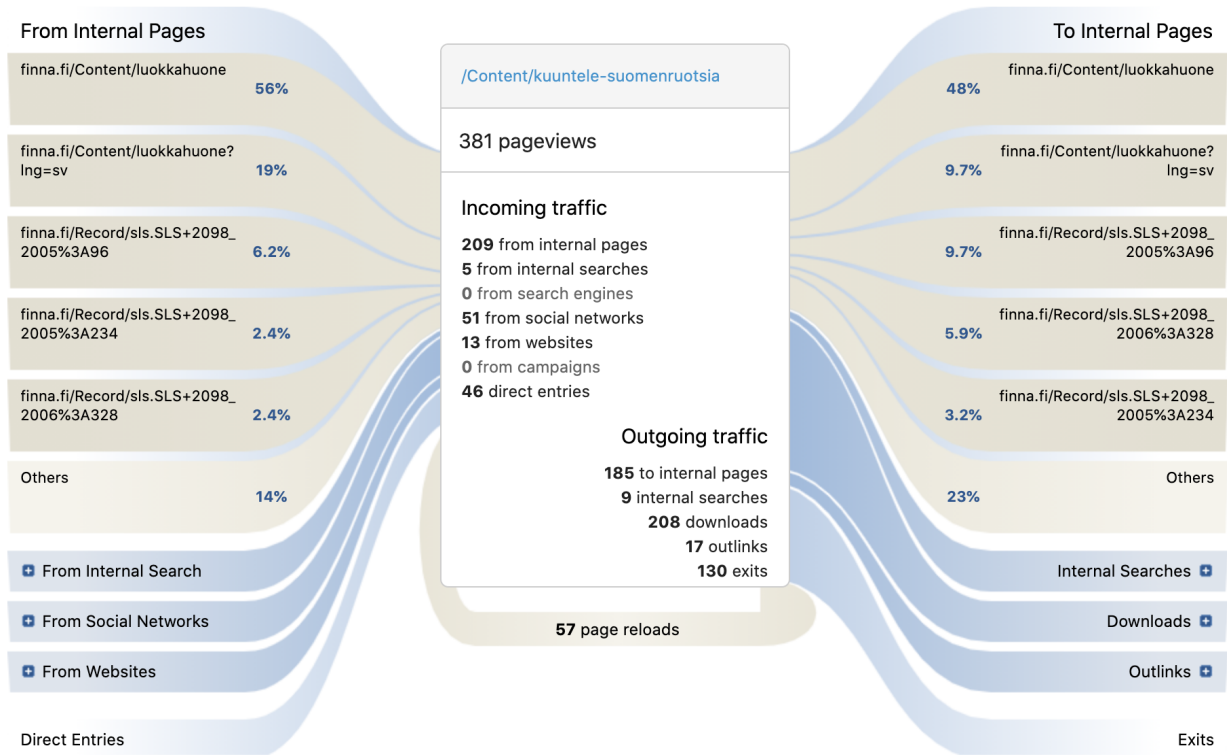
## Subpages

We could also find 508 pageviews in total for the section (since subpages are reported with the same page title as the start page). This means we have at least 166 visits to subpages.

PAGE TITLE	PAGEVIEWS	UNIQUE PAGEVIEWS	BOUNCE RATE	AVG. TIME ON PAGE
Työläiset mukaan vaikuttamaan Suomen asioihin (histori...	299	155	38%	00:00:38
Työläiset mukaan vaikuttamaan Suomen asioihin   Finna.fi	178	92	33%	00:00:36
Työläiset mukaan vaikuttamaan Suomen asioihin (histori...	31	10	0%	00:00:48

# Kuuntele suomenruotsalaisia murteita sekä puhekieltä

/Content/kuuntele-suomenruotsia



From Search Engines	From Social Networks	From Websites
No data	Facebook 100%	classroom.google.com/c/NTM4NTAzMjEwNDFa/a/MTI0MTMxNTMwNDgw/details 46%
		classroom.google.com/u/1/c/NTM4NTAzMjEwNDFa/a/MTI0MTMxNTMwNDgw/details 15%
		classroom.google.com/u/0/c/NTM4NTAzMjEwNDFa/a/MTI0MTMxNTMwNDgw/details 15%
		epost.sahd.ax/gw/webacc/258c374fcb0dfd31960e95367799f6e6747c760a0b4755f61b 7.7%
		epost.sahd.ax/gw/webacc/deef6c807e64c5448b748baf365b29ef1297b95358eaa04870 7.7%
		Others 7.7%

## Subpages

We could also find 310 pageviews in total for the section (since subpages are reported with the same page title as the start page). This page does not include images only interviews and these are not reported as sub pages so the number is not accurate at all.

PAGE TITLE	▼ PAGEVIEWS	UNIQUE PAGEVIEWS	BOUNCE RATE	AVG. TIME ON PAGE
Kuuntele suomenruotsalaisia murteita sekä puhekieltä   ...	310	219	51%	00:01:26

# Package interactions

## Add list to Favorite

This feature was used 277 times during the period and 78 different lists were saved.

The data could not be compared to previous periods, since it was not tracked the same way. A 9 lists were used more than 10 times, but most of the lists (53) added were only used 1 or 2 times. There are also several lists that were never added.

This is ID's of the most saved lists, again here it would really help with better metadata (for example a valid title for lists describing them would make it easier to create understandable reports). If the title sent was something like: **“Add to list - Haaveilu, suunnittelu ja muistelu - id: 883718”** we could create more human friendly reports in Matomo.

List ID	Times added
762421	19
810641	19
762419	17
705451	16
707487	14
705493	12
762416	12
702774	11
704024	10
703789	9
702991	8
705661	7
703629	7
747458	7
704690	6
761914	6
741863	5
Others	82
<b>Sum</b>	<b>277</b>

### Link to data for the period

[https://finna-matomo-1.csc.fi/index.php?module=CoreHome&action=index&idSite=1&period=day&date=today#?idSite=1&period=range&date=2019-10-01.2020-07-31&segment=&category=General\\_Actions&subcategory=General\\_Pages&filter\\_pattern\\_recursive=%2FList%2E.....%2Fsave](https://finna-matomo-1.csc.fi/index.php?module=CoreHome&action=index&idSite=1&period=day&date=today#?idSite=1&period=range&date=2019-10-01.2020-07-31&segment=&category=General_Actions&subcategory=General_Pages&filter_pattern_recursive=%2FList%2E.....%2Fsave)

## Image downloads

4225 image downloads were made, but it is hard to map them towards individual packages though since there is no matching meta-data.

### **Link to data for the period**

[https://finna-matomo-1.csc.fi/index.php?module=CoreHome&action=index&idSite=1&period=day&date=today#?idSite=1&period=range&date=2019-10-01,2020-07-31&segment=&category=General\\_Actions&subcategory=General\\_Pages&filter\\_pattern\\_recursive=Save%24](https://finna-matomo-1.csc.fi/index.php?module=CoreHome&action=index&idSite=1&period=day&date=today#?idSite=1&period=range&date=2019-10-01,2020-07-31&segment=&category=General_Actions&subcategory=General_Pages&filter_pattern_recursive=Save%24)

## Feedback dialogue

The feedback dialogue was opened 2900 times, but it is hard to map them towards individual packages though since there is no matching meta-data. Again adding better human readable urls or titles would make reporting easier.

### **Link to data for the period**

[https://finna-matomo-1.csc.fi/index.php?module=CoreHome&action=index&idSite=1&period=day&date=today#?idSite=1&period=range&date=2019-10-01,2020-07-31&segment=&category=General\\_Actions&subcategory=General\\_Pages&filter\\_pattern\\_recursive=Feedback%24](https://finna-matomo-1.csc.fi/index.php?module=CoreHome&action=index&idSite=1&period=day&date=today#?idSite=1&period=range&date=2019-10-01,2020-07-31&segment=&category=General_Actions&subcategory=General_Pages&filter_pattern_recursive=Feedback%24)



# Traffic sources

How do users find the Content?

## Entry pages

**20673** visits started on the packe start pages. (sub pages not included due to lacking url structure).

Urls	Sum visits
/content/vanhat-ammattit	2653
/content/siirtolaisuus-valtameren-yli	2062
/content/entisaikojen-leikit	1888
/content/esihistorian-huippuesineet	1602
/content/suomalainen-muotoilu	1497
/content/mainoskuvastoa	1341
/content/talvisota	1106
/content/esihistorian-mysteeriesineet	997
/content/suomi-vanhoissa-kartoissa	949
/content/jatkosota	917
/content/kontio	892
/content/meri-ihminen	754
/content/sisallissota-paakaupunkiseudulla	662
/content/kolttaasaamelaisten-historiaa	600
/content/lapin-sota	516
/content/bernhard-astrom	415
/content/suojeluskuntatoiminta-suomessa	359
/content/tyolaisvaesto	333
/content/pienteollisuus-suomessa	312
/content/sosialismi	290
/content/tyolaiset	265
/content/kuuntele-suomenruotsia	263
<b>Sum</b>	<b>20673</b>

## Traffic from external sources

### Learning platforms (Are teachers using the packages?)

A lot of traffic to the site comes from different learning platforms. I found 3 examples listed below (there are probably more of these platforms).

Note: This data refers to the whole site not just the educational packages.

Some of these sources generate really engaged visitors that spend a lot of time on the site.

### Moodle

There are 50 unique Moodle (Open Source is a Learning Platform) installations that link to the packages and this has generated 22983 visits in total. [Link to the data](#).

These visits generated 1.000.395 Actions or 43,53 actions per visit.

A great source of traffic and proof of usage from teachers and students.

### Google classroom

1631 visits that generated 12,73 actions per visit.

### Optima learning platform

440 visits that generated 8.66 actions per visit.

### What are Actions in Matomo?

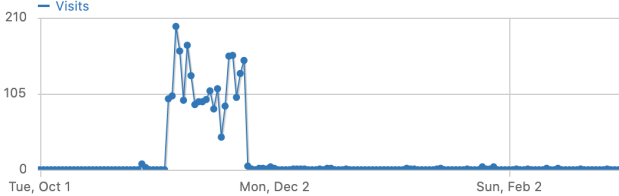
An 'Action' in Matomo (Piwik) is counted whenever a visitor:

- visits a Page,
- clicks on a Download or on an external link,
- when a visitor searches on your website search engine,
- whenever an event is tracked

# Campaigns

There was a campaign named luokkahuone 2019 running during November that generated 2,548 visits.

luokkahuone2019



# Recommendations for the future

To be able to get the full potential of you need to extend the functionality with premium plugins, below are my suggestions.

<https://matomo.org/docs/premium-features/>

## Buy premium plugins to Matomo

Prio 1: Custom reports and Media Analytics, FormAnalytics

Prio 2: Funnels, UserFeedback, HeatMaps & Session Recordings

\*Digitalist are resellers of plugins and we also offer maintained Matomo as a service with all premium plugins included.

## URL Structure

The best way would be to add a better url structure so that items would belong to packages in the URL

Instead of having the url of just

/ruokalistojen-kertomaa

You should add the parent:

**/luokkahuone**/ruokalistojen-kertomaa

This would give you a better collection of stats for the whole **luokkahuone package**.

Unfortunately you can't add individual items to the url structure (since they can live in many places) so instead of pageviews you should start to track the usage of items with events and add meta-data so that you know from which package each item was opened. (see examples in the tracking section below).

## Tracking suggestions and examples

I recommend starting to start implementing tracking through Matomos TagManager.

There is a good guide here:

<https://matomo.org/docs/tag-manager/>

I also encourage you to start tracking in parallel with your current tracking, you can create a new web property in your Matomo server and start tracking new data into that property while you are learning.

I would focus on getting as much metadata in as possible from the luokkahuone section.

I actually created a small set up of scripts that you could use to get started with.

To use the scripts follow these steps

1. Create a new web property on <https://piwik.finna.fi/>
2. Enable Matomo Tag Manager
3. Import the script (sent by mail) to the TagManager Container for the newly created website.
4. Publish a new version.
5. Testrun the code in your web browser (example found here).  
<https://digitalist-se.github.io/UserFeedbackDocs/tag-manager-basics.html>
6. If you are able to get data in, you can then install the tagmanager code into the code of your website (and you will start collecting data).

In the example above I created the following tracking:

Event Category elementOpen - {{PageTitle}}	itemClick events (tracks clicks on element (open in modal))
Event Action {{sectionTitle}} - {{elementTitle}}	We collect data according to the patterns of data to the left. All items within brackets {{}} are variables that I collect with Javascript in Matomo, so that they work on every page with the same CMS template.
Event Name {{ClickDestinationUrl}}	

**Note:** The code implemented only tracks when someone open the modal, I did not implement tracking of clicke in the modal so this just works as a starting point of understanding how tracking works and could be implemented.

Suggested events to start implementing are:

saveList -

Open item in modal (navigate with arrows below)



downloadItem

addItemToFavorites

clickShowPictureInfo  
clickWhatDoesThisMean  
clickMore (in modal)  
clickShowFullRecord

For all the events above you want to make sure that you collect the item info and also try to collect the (last education package the user visited) so for example when someone click addItemToFavorites we would collect something like:

EventCategory: addItemToFavorites  
EventAction: {{packageName}} - {{itemName}}  
EventName: {{itemName}} - {{pageURL}}

Or clickWhatDoesThisMean  
EventCategory: clickWhatDoesThisMean  
EventAction: {{packageName}} - {{itemName}}  
EventName: {{itemName}} - {{pageURL}}

Having this structure will make it possible to set up goals, funnels(when you purchase plugin funnelks) and reports (when you purchase the plugin Custom reports) to display quite customized reports.